

SA's Leading Past Year

Exam Paper Portal



You have Downloaded, yet Another Great
Resource to assist you with your Studies 😊

Thank You for Supporting SA Exam Papers

Your Leading Past Year Exam Paper Resource Portal

Visit us @ www.saexampapers.co.za



**SA EXAM
PAPERS**



basic education

Department:
Basic Education
REPUBLIC OF SOUTH AFRICA

SENIOR CERTIFICATE/ NATIONAL SENIOR CERTIFICATE

GRADE 12

DESIGN P1

(THEORY)

NOVEMBER 2020

MARKS: 100

TIME: 3 hours

**This question paper consists of 13 pages.
This question paper must be printed in full colour.**

INSTRUCTIONS AND INFORMATION

1. This question paper consists of SIX questions.
2. There are three choice questions in this question paper. Read the options carefully.
3. This question paper consists of THREE sections:

SECTION A: Design literacy (30 marks)
QUESTIONS 1 to 3

SECTION B: Design history (30 marks)
QUESTION 4

SECTION C: Design in a sociocultural/environmental and sustainable context (40 marks)
QUESTIONS 5 and 6
4. Read the requirements of each question carefully.
5. Answer in full sentences and avoid the listing of facts. Do NOT answer in tabular form.
6. Use the mark allocation to determine the time to be spent on each question.
7. Do NOT repeat the same facts and examples in different questions.
8. Write neatly and legibly.

SECTION A: DESIGN LITERACY**QUESTION 1: 'UNSEEN' EXAMPLES**

Answer EITHER QUESTION 1.1 OR QUESTION 1.2.

1.1




FIGURE A: ***Tunnel Illusion***, two-dimensional wallpaper by Lemonroom (Poland), 2018.

Discuss the wallpaper design in FIGURE A above by referring to the following elements and principles:

- Form
- Space
- Rhythm
- Colour
- Balance

(5 x 2) **[10]**

OR

1.2

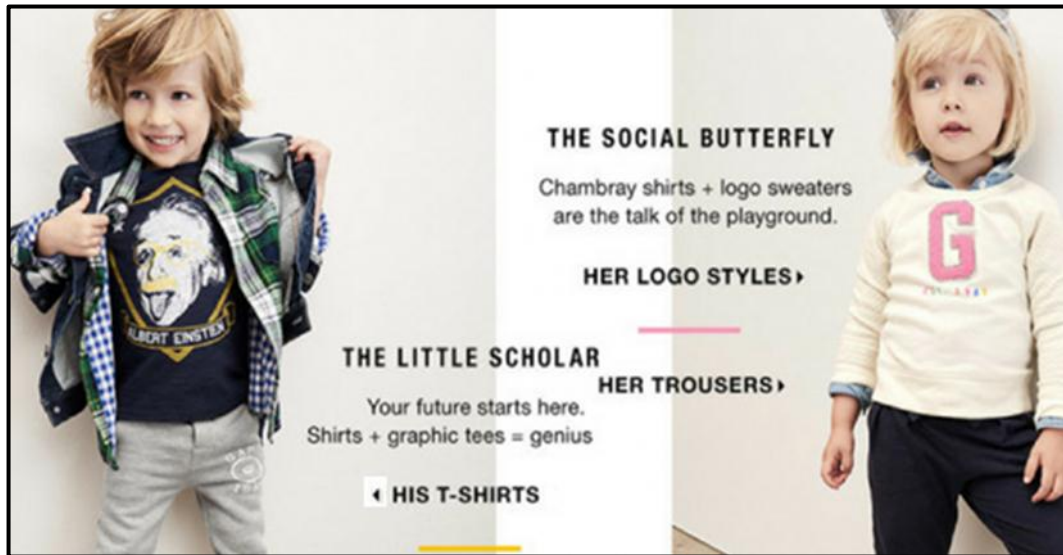


FIGURE B: **Mycelium (Fungus and Straw) Chair**
by Eric Klarenbeek (Netherlands), 2012.

- 1.2.1 Explain the term *biomorphic* in relation to the design in FIGURE B above. (2)
- 1.2.2 Analyse the use of the following elements and principles in FIGURE B above:
- Line
 - Form
 - Colour
 - Texture
- (4 x 2) (8)
[10]

QUESTION 2: COMMUNICATION THROUGH DESIGN

2.1

FIGURE C: **GAP** kids clothing range (UK), 2016.

2.1.1 Identify and explain the stereotypes that are used in FIGURE C above. (4)

2.1.2 Discuss how the use of stereotypes in FIGURE C may be considered to be irresponsible design. (2)

2.2

FIGURE D: The **Afro Comb** by Fred Martins (Nigeria), 2019.

Identify any TWO symbols in the design above and discuss their possible meanings.

(4)
[10]

QUESTION 3**Answer EITHER QUESTION 3.1 OR QUESTION 3.2.**

- 3.1 Refer to FIGURE E and FIGURE F below and answer the question that follows.



FIGURE E: **Jeep Wire Car**, designer unknown (South Africa), 2018.



FIGURE F: **Hot Wheels 40th Anniversary Limited Edition**
by Mattel (USA), 2018.

Write an essay of at least 200–250 words (ONE page) in which you compare FIGURE E with FIGURE F.

Refer to the following in your comparison:

- Materials
- Pattern
- Form
- The concept of 'kitsch'
- Inspiration/Influences

(5 x 2) **[10]**

OR

3.2



FIGURE G: Aqueduct Pont du Gard
(France), 1st century CE.



Aqueduct Pont du Gard



FIGURE H: Proposed London Garden Bridge by Heatherwick (England), 2013.



Detail of the **Proposed London Garden Bridge** by Heatherwick

Using your knowledge about Classical and contemporary architecture, write an essay of at least 200–250 words (ONE page) in which you compare the built structure in FIGURE G with the proposed structure in FIGURE H. Alternatively, you may compare any Classical building with any contemporary building that you have studied.

Refer to the following in your comparison:

- Aims
- Construction/Technology
- Terrain
- Materials

(2)

(4)

(2)

(2)

[10]

TOTAL SECTION A: 30

SECTION B: DESIGN HISTORY**QUESTION 4**

4.1

Get rid of everything that is not essential to making a point.

– Christoff Niemann

Choose any TWO movements from the list below that reflect the quote above.

- Renaissance
- Baroque
- Gothic
- Neoclassical
- Arts and Crafts
- Art Nouveau
- De Stijl
- Bauhaus
- Art Deco
- Modernism
- Scandinavian
- Postmodernism

Write an essay of at least 400–450 words (TWO pages) in which you discuss how EACH of your chosen movements reflects the quote above.

Support your answer by referring to the following:

- The aims and influences of EACH movement
- The stylistic characteristics of your chosen movements
- Refer to ONE example and designer from BOTH movements to motivate your statements.

(20)

4.2




FIGURE I: **Pop Dress Design** by Christian Dior (England), 1960s.



FIGURE J: **Deconstructivist Dress Design** by Rei Kawakubo (Japan), 2015.

Write a comparative essay of 200–250 words (ONE page) in which you discuss whether the above two designs reflect the design movements they represent.

Refer to the following to support your answer:

- Inspiration
- Colour
- Line
- Texture
- Pattern

(5 x 2) (10)

TOTAL SECTION B: 30

SECTION C: DESIGN IN A SOCIOCULTURAL/ENVIRONMENTAL AND SUSTAINABLE CONTEXT

QUESTION 5

Answer EITHER QUESTION 5.1 OR QUESTION 5.2.

5.1



FIGURE K: **Campaign Against Land Mines (CALM)**
by Publicis Mojo (New Zealand), 2006.

- 5.1.1 Discuss how shock tactic imagery is used in FIGURE K to highlight the message of the campaign. (2)
- 5.1.2 You are the lead designer at a design agency. Describe a billboard that you could design to address a social problem in your community using shock tactics. (4)
- 5.1.3 Write TWO separate essays (at least ONE page each) in which you discuss the work of ONE South African contemporary designer/design group AND ONE international contemporary designer/design group who address sociocultural issues in their work.
- Name of designer and design
 - The sociocultural issue that is addressed
 - An analysis of the design and an explanation of how it addresses the sociocultural issue

You may NOT refer to any designer(s)/design group(s) that you have discussed previously or design examples used in this question paper.

(14)
[20]

OR

5.2



FIGURE L: **Contemporary Design Furniture** by Dokter and Misses (South Africa), circa 2015.



FIGURE M: **Traditional African Bamileke Stool**, designer unknown.

- 5.2.1 How does the contemporary furniture piece in FIGURE L differ from the traditional African stool in FIGURE M above? (4)
- 5.2.2 Discuss an indigenous craft technique by referring to the following: (6)
- History/Origins
 - Materials and techniques
 - Functions

- 5.2.3 Write an essay (at least ONE page) in which you discuss the work of ONE South African/African contemporary designer/design group that has adapted indigenous craft techniques to integrate with modern design.

Refer to the following in your essay:

- Name of the design/design group and design product
- Aims of the designer/design group
- Influences on the designer/design group
- Analysis of the design, explaining how it is an adaptation and continuation of the indigenous craft technique.

(10)
[20]

QUESTION 6

6.1



FIGURE N: **Project: Residential Towers** by Boeri Studio (Milan, Italy), 2009.

6.1.1 Explain THREE reasons why the building above promotes a healthy environment. (3)

6.1.2 Describe THREE other ways in which cities can counteract pollution. (3)

6.2 Write TWO separate essays of at least 200–250 words (ONE page) each in which you discuss the works of ONE South African contemporary designer/design group AND ONE international contemporary designer/design group whose work explores environmental issues.

Refer to the following in your essays:

- Name of the designer/design group and the design
- The environmental issue that is explored
- An analysis of the design and an explanation of how it explores the environmental issue

You may NOT refer to any designer(s)/design group(s) that you have discussed previously or design examples used in this question paper.

(14)
[20]

TOTAL SECTION C: 40
GRAND TOTAL: 100