

SA's Leading Past Year

Exam Paper Portal



You have Downloaded, yet Another Great
Resource to assist you with your Studies 😊

Thank You for Supporting SA Exam Papers

Your Leading Past Year Exam Paper Resource Portal

Visit us @ www.saexampapers.co.za



SA EXAM
PAPERS



basic education

Department:
Basic Education
REPUBLIC OF SOUTH AFRICA

SENIOR CERTIFICATE EXAMINATIONS/ NATIONAL SENIOR CERTIFICATE EXAMINATIONS

DESIGN P1

(THEORY)

2021

MARKS: 100

TIME: 3 hours

**This question paper consists of 14 pages.
This question paper must be printed in full colour.**

INSTRUCTIONS AND INFORMATION

1. This question paper consists of SIX questions.
2. There are three choice questions in this question paper. Read the options carefully.
3. This question paper consists of THREE sections:

SECTION A: Design literacy (30 marks)
QUESTIONS 1 to 3

SECTION B: Design history (30 marks)
QUESTION 4

SECTION C: Design in a sociocultural/environmental and sustainable context (40 marks)
QUESTIONS 5 and 6
4. Read the requirements of each question carefully.
5. Answer in full sentences and avoid the listing of facts. Do NOT answer in tabular form.
6. Use the mark allocation to determine the time to be spent on each question.
7. Do NOT repeat the same facts and examples in different questions.
8. Write neatly and legibly.

SECTION A: DESIGN LITERACY**QUESTION 1: 'UNSEEN' EXAMPLES**

Answer EITHER QUESTION 1.1 OR QUESTION 1.2.

1.1




FIGURE A: Illustration for graphic novel, *The Spiritual Adventures of Nandipha: Protector of the Zulu Kingdom* by Zinhle Zulu (South Africa), 2018.

1.1.1 Analyse the use of the following elements and principle in FIGURE A above:

- Line
- Shape
- Contrast
- Texture
- Colour

(5 x 2)

[10]

OR

1.2



FIGURE B: **Chrysanthemum Bowl** by Michaela Janse van Vuuren
(South Africa), 2009.

Layering and cutting of a type of nylon using a 3D printer.

1.2.1 Analyse the use of the following elements and principles in
FIGURE B above:

- Rhythm
- Texture
- Colour
- Balance

(4 x 2) (8)

1.2.2 Discuss the term *biomimicry* in relation to its use in FIGURE B
above.

(2)
[10]

QUESTION 2: COMMUNICATION THROUGH DESIGN

2.1



FIGURE C: **Poster for Justice for my Sister Collective**,
designer unknown (USA), 2014.

Name THREE symbols evident in the design in FIGURE C above and discuss their possible meanings.

(6)

2.2



FIGURE D: PPS Women Acknowledged Campaign Poster, designer unknown (South Africa), 2018.

Discuss how the campaign poster in FIGURE D above uses wording and imagery to address the issue of stereotyping.

(4)
[10]

QUESTION 3**Answer EITHER QUESTION 3.1 OR QUESTION 3.2.**

- 3.1 Refer to FIGURE E and FIGURE F below and answer the question that follows.



FIGURE E: Mega Chunky Men's Gold-plated Ring by Big Samy (USA), 2009.



FIGURE F: Wooden Wedding Ring, designer unknown (South Africa), 2014.

Write an essay of at least 200–250 words (ONE page) in which you compare the ring in FIGURE E with the ring in FIGURE F.

Refer to the following in your essay:

- Materials
- Colour
- Influences
- Form
- Function

(5 x 2) **[10]**

OR

3.2



FIGURE G: **The Capitol** in Dougga, Tunisia (Africa), 166 ACE.



FIGURE H: Proposed **Judicial Law Court Project** in Meru by Dennis Makuba (Kenya), 2013.

Write an essay of at least 200–250 words (ONE page) in which you compare the ancient Capitol in Dougga, Tunisia, in FIGURE G with the contemporary proposed Judicial Law Court in Meru, Kenya, in FIGURE H.

Alternatively, you may compare any Classical building with any contemporary building that you have studied.

Refer to the following in your essay:

- Materials
- Function
- Site
- Structure
- Influences

(5 x 2) **[10]**

TOTAL SECTION A: 30

SECTION B: DESIGN HISTORY**QUESTION 4**

4.1

'Both nature and the machine have inspired designers through the ages.'

Select TWO movements from the list below. Write an essay of 400–450 words (TWO pages) and discuss whether the selected movements reflect the inspiration of nature, the machine or both.

In your essay, refer to the aims, influences and characteristics of EACH movement to support your statements. Also, include a discussion of ONE design and designer of BOTH chosen movements that refers to the statement.

- Gothic
- Renaissance
- Baroque
- Neoclassicism
- Arts and Crafts
- Art Nouveau
- De Stijl
- Bauhaus
- Modernism
- Scandinavian
- Deconstructivism

(20)

4.2



FIGURE I: **Bellerup Calor** (Pop design),
(France), 1960s.




FIGURE J: **Alessi Mantel Clock**
by Michael Graves (Postmodern)
(USA), 1986.

Write a comparative essay of 200–250 words (ONE page) of the clocks in FIGURE I and FIGURE J in which you explain why they are typical of the movements they belong to.

Refer to the following in your explanation:

- Influences
- Aims
- Colour
- Line
- Materials

(5 x 2) (10)

TOTAL SECTION B: 30

SECTION C: DESIGN IN A SOCIOCULTURAL/ENVIRONMENTAL AND SUSTAINABLE CONTEXT

QUESTION 5

Answer EITHER QUESTION 5.1 OR QUESTION 5.2.

5.1




FIGURE K: **Social Media Addiction Poster** by CFAEU (Slovenia), 2018.

5.1.1 Discuss the message communicated by the poster in FIGURE K and explain how the designer has used imagery and layout to achieve this. (4)

5.1.2 Write TWO separate essays (at least ONE page each) in which you discuss the work of ONE South African contemporary designer/design group AND ONE international contemporary designer/design group who address sociocultural concerns in their work.

Refer to the following in your discussion:

- The name of the designer or design group and ONE design that addresses socio-cultural concerns
- Aims, materials and techniques used in the design
- A discussion of how the designer addresses sociocultural concerns

You may NOT refer to any designer(s)/design group(s) that you have discussed previously or design examples used in this question paper. (16)

OR

5.2



FIGURE L: **Fallen Nest** by Porky Hefer (South Africa), 2019.

5.2.1 Do you think the product in FIGURE L above is considered a design or a craft, or both? Give reasons for your answer. (2)

5.2.2 Write an article for a travel magazine in which you promote ONE of South Africa's indigenous traditional crafts.

Discuss its origins, function, social role, materials and techniques.

Discuss at least ONE product to illustrate your statements. (8)

5.2.3 In an essay of 200–250 words (ONE page) discuss the work of ONE contemporary South African or African designer/design group whose designs are inspired by or who make use of any one of the traditional South African/African techniques and/or materials.

Include the following in your discussion:

- Name of designer/group and ONE design produced
- A detailed description of how the designer/design group adapts and applies the traditional techniques to create a contemporary design. Refer to the design to support your statements.
- Discuss the design's sociocultural contribution.

You may NOT refer to any designer(s)/design group(s) that you have discussed previously or design examples used in this question paper. (10)
[20]

QUESTION 6

6.1



FIGURE M: Off The Grid Tiny House, Paul and Annette (USA), 2011.

Explain why the house in FIGURE M can be considered environmentally friendly.

(4)

- 6.2 Write TWO separate essays of at least 200–250 words (at least ONE page each) in which you discuss the works of ONE South African contemporary designer/design group AND ONE international contemporary designer/design group whose work focuses environmental concerns.

Refer to the following in your discussion:

- Name of the designer/design group and ONE of his/her/their design products
- A discussion of the designer/design group's aims, materials and processes
- A discussion of the design and an explanation of why it is environmentally responsible

You may NOT refer to any designer(s)/design group(s) that you have discussed previously or design examples used in this question paper.

(16)
[20]

TOTAL SECTION C: 40
GRAND TOTAL: 100