

SA's Leading Past Year

Exam Paper Portal



You have Downloaded, yet Another Great
Resource to assist you with your Studies 😊

Thank You for Supporting SA Exam Papers

Your Leading Past Year Exam Paper Resource Portal

Visit us @ www.saexampapers.co.za



**SA EXAM
PAPERS**



basic education

Department:
Basic Education
REPUBLIC OF SOUTH AFRICA

NATIONAL SENIOR CERTIFICATE

GRADE 12

MUSIC P2

FEBRUARY/MARCH 2013

MEMORANDUM

CENTRE NUMBER:

--	--	--	--	--	--	--	--

EXAMINATION NUMBER:

--	--	--	--	--	--	--	--	--	--	--	--	--

MARKS: 33

TIME: 1½ hours

This memorandum consists of 10 pages.

INSTRUCTIONS AND INFORMATION

1. This question paper consists of THREE sections.
2. Answer ALL the questions.
3. Write your answers on the question paper. Use pencil for music notation and ink for text.
4. This examination will be written while candidates are listening to a CD.
5. The music teacher of the centre must conduct the examination in the presence of the invigilator.
6. The last page of this question paper is manuscript paper intended for rough work. The candidate may remove the page.

INSTRUCTIONS TO THE PERSON OPERATING THE SOUND EQUIPMENT

1. The instructions for the music teacher appear in frames.
2. Each musical extract (track) must be played the number of times specified on the question paper.
3. Allow adequate time between tracks to allow candidates to think and write their answers before playing the next track.
4. The number of the track must be announced clearly each time before it is played.
5. A battery-powered CD player must be available in case of a power failure.

MARKING GRID

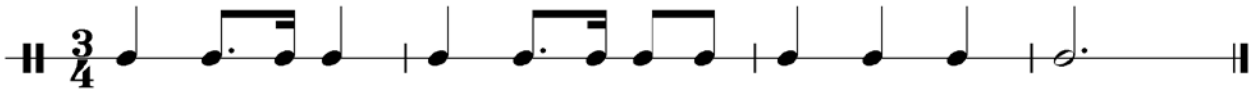
QUESTION	TOTAL MARKS	MARKER	MODERATOR
SECTION A			
1	2		
2	8		
SUBTOTAL	10		
SECTION B			
3	6		
4	4		
5	3		
SUBTOTAL	13		
SECTION C			
6	10		
SUBTOTAL	10		
GRAND TOTAL	33		

SECTION A: AURAL**QUESTION 1: RHYTHM**

Play Track 1 **TWICE** in succession. Give candidates **ONE** minute to write their answer.

Notate the rhythmic pattern that you hear on the score below.

Answer:



Play Track 1 again. Pause for 30 seconds.

Play Track 1 for the final time.

1 mark per bar

Minus ½ mark per mistake

(4÷2) [2]

QUESTION 2: DICTATION, CADENCES, INTERVALS

Read and study the questions for ONE minute.

Play Track 2 ONCE to provide a general overview.

I'm a Marionette

(Words and Music by B Andersson & B Ulvaeus)

- 2.1 Listen to bars 4–7. Complete bars 6 and 7 by filling in the missing notes at (a).

Play Track 3 TWICE in succession. Give the candidates ONE minute to write their answer.

Play Track 3 again. Give the candidates ONE minute to write their answer.

Answer:

1 mark per note = 5 marks

$\frac{1}{2}$ mark for rhythm and $\frac{1}{2}$ mark for pitch

(5)

Play Track 4 THREE times.

- 2.2 Listen to the music from bars 8–14. Which prominent melodic interval is reflected in the harmony of the accompaniment?

Answer:

Augmented 4th / Tritone

No ½ marks

(1)

Play Track 5 TWICE.

- 2.3 Listen to bars 8–10. Name the compositional technique used at (b).

Answer: Repetition

(1)

Play Track 6 TWICE.

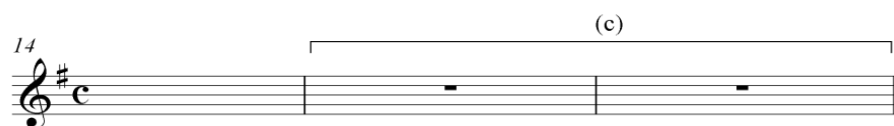
- 2.4 Listen to bars 11–16. Name the cadence (c) with which this fragment ends.

Answer: Imperfect cadence

(1)

I'm a Marionette

(Words and Music by B Andersson & B Ulvaeus)



[8]

TOTAL SECTION A: 10

SECTION B: RECOGNITION OF MUSIC CONCEPTS**QUESTION 3**

Read and study the information for ONE minute.

Play Tracks 7, 8 and 9 in succession for an overall impression.

For each of Tracks 7–9, tick (✓) FOUR items (ONE from each of categories 1–4) that you associate with the extract.

Play Tracks 7, 8 and 9 in succession ONCE more.

ITEMS	TRACK 7	TRACK 8	TRACK 9
CATEGORY 1: Style of Jazz			
Swing		✓	
Dixieland			
Bebop	✓		
Ragtime			✓
Blues			
CATEGORY 2: Composer/Artist/Performer			
Scott Joplin			✓
Bessie Smith			
Charlie Parker	✓		
Duke Ellington		✓	
Jelly Roll Morton			
CATEGORY 3: Instruments			
Piano solo			✓
Clarinet solo			
Saxophone solo	✓		
Trumpet solo		✓	
Trombone solo			
CATEGORY 4: Style characteristics			
March-like character			✓
Polyphonic texture			
Uses a rich variety of tone colours in the band		✓	
Small jazz band	✓		
Scat singing			

Play Tracks 7, 8 and 9 in succession for a final time.

(12÷2) [6]

QUESTION 4

Answer the following questions while you listen to Track 10.

Play Track 10 THREE times.

4.1 With which genre of music do you associate this extract?

Answer:

Symphony/Orchestral music

(1)

4.2 What is the time signature of this extract?

Answer:

3/4-time

(1)

4.3 Choose the most suitable tempo indication for this extract from the list below.
Circle your choice.

Moderato	Allegretto	Allegro
----------	------------	----------------

(1)

4.4 Name the percussion instrument used in this extract.

Answer:

Timpani / Kettle drums

(1)
[4]

QUESTION 5

Answer the following questions while you listen to Track 11.

Play Track 11 THREE times.

5.1 Give the Italian term for the type of unaccompanied singing in this extract.

Answer:

A cappella singing

(1)

5.2 Use a musical term to describe the texture of the music in the first two phrases of this extract.

Answer:

Monophonic

(1)

5.3 Would you describe the tonality of this extract as ATONAL, DIATONIC or CHROMATIC?

Answer:

Diatonic

(1)
[3]

TOTAL SECTION B: 13

SECTION C: FORM**QUESTION 6**

Read through the questions below.

Play Track 12 ONCE.

Study the piano part while you listen to the piece.

Prelude no. 20

F Chopin

Largo

ff

ritenuto

5

ritenuto

9

cresc.

Play Track 12 again.

- 6.1 Give a complete analysis of the overall structure of this piece on the score. Mark the relevant sections with appropriate capital letters and indicate the main keys. Write down the type of form in the space below.

Answer:

Binary form = 1 mark

Section	Bars	Key	Mark allocation
A	1–4✓	C minor (bars 1 and 3) ✓ A ^b maj - bar 2 G maj - bar 4	2
B	5–13✓	C minor✓	2
b ¹	5–8	C minor	
b ²	9–13	C minor Repeat with dynamic variation and cadence extension✓	1
			5

OR

One-part form (two phrases) = 1 mark


First phrase:	bars 1–4. ✓	C minor ✓ = 2 marks also A ^b major (bar 2), G maj (bar 4)	2
Second phrase:	bars 5–13 ✓	C minor ✓ = 2 marks	2
Repeat of second phrase with cadence extension ✓ = 1 mark	bars 9–13	C minor	1
			5

(6)

Play Track 12 again.

- 6.2 Notate the TWO most prominent rhythmic motives in this piece.

Answer:



1 mark each = 2 marks

(2)

- 6.3 Some of the dynamic indications have been omitted from the score. Indicate TWO different dynamic levels in bar 5 and bar 9 according to what you hear in the extract.

(2)

Answer:

Bar 5: *p* = 1 mark

Bar 9: *pp* = 1 mark

(2)

[10]

TOTAL SECTION C: 10
GRAND TOTAL: 33