

# SA's Leading Past Year

## Exam Paper Portal



You have Downloaded, yet Another Great Resource to assist you with your Studies 😊

Thank You for Supporting SA Exam Papers

Your Leading Past Year Exam Paper Resource Portal

Visit us @ [www.saexampapers.co.za](http://www.saexampapers.co.za)





# basic education

Department:  
Basic Education  
**REPUBLIC OF SOUTH AFRICA**

## **SENIOR CERTIFICATE EXAMINATIONS/ NATIONAL SENIOR CERTIFICATE EXAMINATIONS**

**DESIGN P1**

**(THEORY)**

**2023**

**MARKS: 100**

**TIME: 3 hours**

**This question paper consists of 14 pages.  
This question paper must be printed in full colour.**

### **INSTRUCTIONS AND INFORMATION**

1. This question paper consists of SIX questions.
2. There are three choice questions in this question paper. Read the options carefully.
3. This question paper consists of THREE sections:  
  
SECTION A: Design literacy (30 marks)  
QUESTIONS 1 to 3  
  
SECTION B: Design history (30 marks)  
QUESTION 4  
  
SECTION C: Design in a sociocultural/environmental and sustainable context (40 marks)  
QUESTIONS 5 and 6
4. Read the requirements of each question carefully.
5. Answer in full sentences and avoid the listing of facts. Do NOT answer in tabular form.
6. Use the mark allocation to determine the time to be spent on each question.
7. Do NOT repeat the same facts and examples in different questions.
8. Write neatly and legibly.

**SECTION A: DESIGN LITERACY****QUESTION 1: 'UNSEEN' EXAMPLES**

Answer EITHER QUESTION 1.1 OR QUESTION 1.2.

1.1



FIGURE A: **Black Star Film Festival poster** designed by Andrea Pippins (USA), 2016.

1.1.1 Analyse the use of the following elements and principles in FIGURE A above:

- Balance
- Colour
- Shape
- Movement

(4 x 2) (8)

1.1.2 Briefly define the term *eclectic* by referring to FIGURE A to support your answer.

(2)  
[10]

OR

1.2




FIGURE B: **Banami Ancestry Server** (sideboard) by Sifiso Shange (South Africa), 2020.

Analyse the use of the following in relation to the server in FIGURE B above:

- Line
- Colour
- Form
- Balance
- Inspiration

(5 x 2) (10)  
**[10]**

**QUESTION 2: COMMUNICATION THROUGH DESIGN**

2.1



**FIGURE C: Schlitz Beer Advertisement,**  
designer unknown (America), 1950s.

Discuss the use of gender stereotyping and bias in the poster in FIGURE C above.

(4)

2.2



FIGURE D: **Sapphire Blue Crystal Bridal Hair Comb** by Swarovski (Ukraine), 2009.



FIGURE E: **The African Wood Comb**, designer unknown (Congo), n.d.

Write a paragraph by comparing the hair combs in FIGURE D and FIGURE E with reference to the following:

- Function
- Material
- Form

(3 x 2)

(6)  
[10]

**QUESTION 3: ARCHITECTURE**

**Answer QUESTION 3.1 OR QUESTION 3.2 OR QUESTION 3.3.**

3.1



**FIGURE F: Temple of Hephaestus** by Ictinus (Greece), 450 BCE.



**FIGURE G: Chamber Church** by Büro Ziyu Zhuang (China), 2022.



Write an essay (at least ONE page) in which you compare the Ancient Roman Temple in FIGURE F with the contemporary church in FIGURE G.

Refer to the following in your essay:

- Function
- Influences/Inspiration
- Construction/Technology
- Decoration
- Layout

(5 x 2) [10]

**OR**

3.2 Write an essay (at least ONE page) in which you compare any Classical building/structure with any contemporary building/structure that you have studied.

Refer to the following in your essay:

- Function
- Influences/Inspiration
- Construction/Technology
- Materials
- Significance of site/location

(5 x 2) [10]

**OR**

3.3 Write an essay (at least ONE page) in which you compare any Classical building/structure with any Indigenous Knowledge System (IKS) building/structure that you have studied.

Refer to the following in your essay:

- Function
- Influences/Inspiration
- Construction/Technology
- Materials
- Significance of site/location

(5 x 2) [10]

**TOTAL SECTION A: 30**

**SECTION B: DESIGN HISTORY****QUESTION 4**

4.1

**Meaningful designs give us a sense of our time and place.**

Choose any TWO of the design movements/styles from the list below and write TWO separate essays (ONE page each) in which you explain how EACH movement's designs create a sense of belonging to a time and place.

In your essays, refer to the aims, influences and characteristics of EACH chosen movement to support your statements. Also, include a discussion of ONE designer and his/her design that refers to the statement above.

- Arts and Crafts
- Art Deco
- De Stijl
- Modernism
- Pop
- Scandinavian
- Postmodernism
- Deconstructivism

(20)

4.2




FIGURE H: **Art Nouveau illustration** for Thomas Malory's novel *Le Morte d'Arthur* by Aubrey Beardsley (England), 1893.



FIGURE I: **Bauhaus-style illustration** by Vesa Sammalisto for *Dezeen* online magazine (Denmark), 2018.

Write an essay (at least ONE page) in which you compare the illustrations in FIGURE H and FIGURE I above. Explain why they are typical of the design movements they represent.

Refer to the following in your essay:

- Aims
- Influences
- Balance
- Line
- Ornamentation

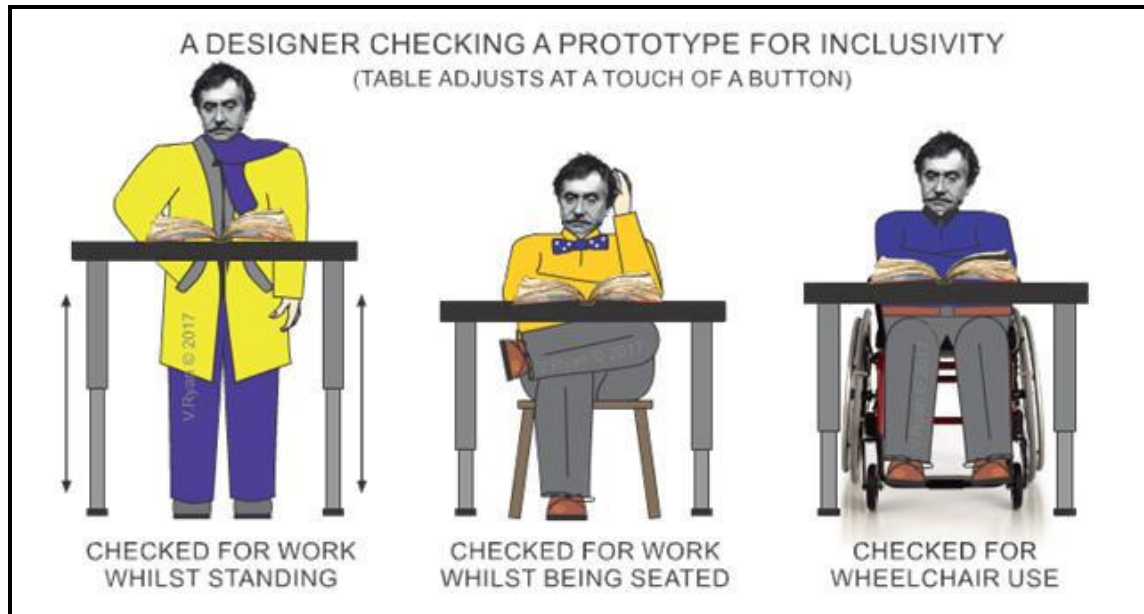
(5 x 2) (10)

**TOTAL SECTION B: 30**

**SECTION C: DESIGN IN A SOCIOCULTURAL/ENVIRONMENTAL AND SUSTAINABLE CONTEXT****QUESTION 5**

Answer EITHER QUESTION 5.1 OR QUESTION 5.2.

5.1

FIGURE J: **Inclusive Design Prototype** by V Ryan (USA), 2017.

- 5.1.1 Discuss the term *inclusive design* by referring to FIGURE J above. (2)
- 5.1.2 Discuss any TWO other examples of inclusive design that you are aware of. (2)
- 5.1.3 Write TWO separate essays (at least ONE page each) in which you discuss the work of ONE contemporary South African designer/design group **AND** ONE contemporary international designer/design group who address sociocultural concerns in their work.

Refer to the following in your essay:

- Name of the designer/design group and ONE design that addresses socio-cultural concerns
- Aims, materials and techniques used in the design
- Discussion of how the work addresses sociocultural concerns

You may NOT refer to any designer(s)/design group(s) that you have discussed previously or design examples used in this question paper.

(8 x 2)

(16)  
**[20]**

OR

- 5.2 5.2.1 Discuss ONE traditional indigenous craft that you have studied this year.

Refer to the following in your discussion (at least ONE page):

- Name of ONE traditional indigenous craft/indigenous cultural community that produced the traditional craft
- The materials, methods and processes used to create this traditional craft
- The social value and function of the craft in its traditional context (10)

- 5.2.2 Write an essay (at least ONE page) in which you discuss the work of ONE contemporary South African/African designer/design group whose designs are inspired by either using any of the traditional South African/African techniques and/or materials.

Refer to the following in your essay:

- Name of designer/group and ONE design produced
- A detailed description of how the designer/design group adapts and applies the traditional technique to create a contemporary design. Refer to your chosen design to support your statements.
- Discuss the design's sociocultural contribution.

You may NOT refer to any designer(s)/design group(s) that you have discussed previously or design examples used in this question paper.

(10)  
**[20]**

**QUESTION 6**

6.1



**FIGURE K: Ultra-luxury high-rise hotel** in Singapore with organic, petal-formed balconies by Heatherwick Studio (London), 2021.



Interior and exterior views

The interior and exterior of the building design in FIGURE K works towards a 'greener vision' for the future that benefits humankind.

Refer to the design in FIGURE K and explain the statement above.

(4)

- 6.2 Write TWO separate essays (at least ONE page each) in which you discuss the work of ONE contemporary South African **AND** ONE contemporary international designer/design group whose designs lessen the carbon footprint through the use of sustainable/environmental design practices.

Refer to the following in your essays:

- Name of the designer/design group and ONE of his/her designs
- Materials and techniques
- Function
- An analysis of the design and explain how it reduces its carbon footprint to achieve a 'greener vision'

You may NOT refer to any designer(s)/design group(s) that you have discussed previously or design examples used in this question paper.

(16)  
**[20]**

**TOTAL SECTION C: 40**  
**GRAND TOTAL: 100**