

SA's Leading Past Year

Exam Paper Portal

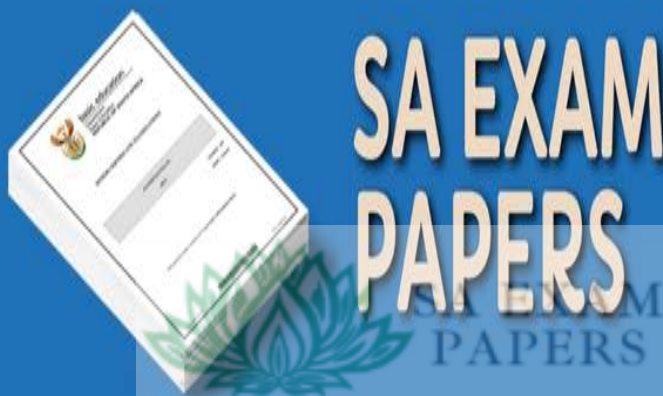


You have Downloaded, yet Another Great Resource to assist you with your Studies 😊

Thank You for Supporting SA Exam Papers

Your Leading Past Year Exam Paper Resource Portal

Visit us @ www.saexampapers.co.za





basic education

Department:
Basic Education
REPUBLIC OF SOUTH AFRICA

SENIOR CERTIFICATE EXAMINATIONS/ NATIONAL SENIOR CERTIFICATE EXAMINATIONS

MATHEMATICS P2

MAY/JUNE 2023

MARKS: 150

TIME: 3 hours

This question paper consists of 13 pages and 1 information sheet.

INSTRUCTIONS AND INFORMATION

Read the following instructions carefully before answering the questions.

1. This question paper consists of 10 questions.
2. Answer ALL the questions in the SPECIAL ANSWER BOOK provided.
3. Clearly show ALL calculations, diagrams, graphs, etc. which you have used in determining your answers.
4. Answers only will NOT necessarily be awarded full marks.
5. You may use an approved scientific calculator (non-programmable and non-graphical), unless stated otherwise.
6. If necessary, round off answers correct to TWO decimal places, unless stated otherwise.
7. Diagrams are NOT necessarily drawn to scale.
8. An information sheet with formulae is included at the end of the question paper.
9. Write neatly and legibly.

QUESTION 1

- 1.1 The owner of a small company wishes to establish whether advertising in a regional newspaper is effective. The table below shows the amount spent on advertising and the corresponding sales figures for the last 9 years.

| | | | | | | | | | |
|---|---------|---------|---------|---------|---------|---------|---------|---------|---------|
| Amount spent on advertising (in rands) (x) | 21 300 | 23 700 | 24 800 | 30 540 | 24 100 | 40 680 | 22 400 | 35 250 | 29 110 |
| Sales (in rands) (y) | 311 500 | 326 700 | 349 200 | 470 000 | 316 100 | 564 200 | 314 000 | 487 300 | 392 900 |

- 1.1.1 Determine the equation of the least squares regression line for the data. (3)
- 1.1.2 Predict the sales for a year in which the company will spend R28 500 on advertising. (2)
- 1.1.3 Write down the correlation coefficient of the data. (1)
- 1.1.4 Describe the association between the amount spent on advertising in the regional newspaper and the sales of this company. (1)
- 1.2 The profit that the small company made over the same 9 years is given in the table below.

| | | | | | | | | | |
|--------------------------|---------|---------|---------|---------|---------|---------|---------|---------|---------|
| Profit (in rands) | 110 750 | 107 376 | 152 338 | 244 480 | 144 021 | 275 994 | 121 900 | 207 636 | 187 700 |
|--------------------------|---------|---------|---------|---------|---------|---------|---------|---------|---------|

- 1.2.1 Calculate the mean profit made over the 9 years. (2)
- 1.2.2 Write down the standard deviation for the data. (1)
- 1.2.3 Determine the number of years in which the company made a profit that was greater than one standard deviation above the mean. (2)
- [12]**

QUESTION 2

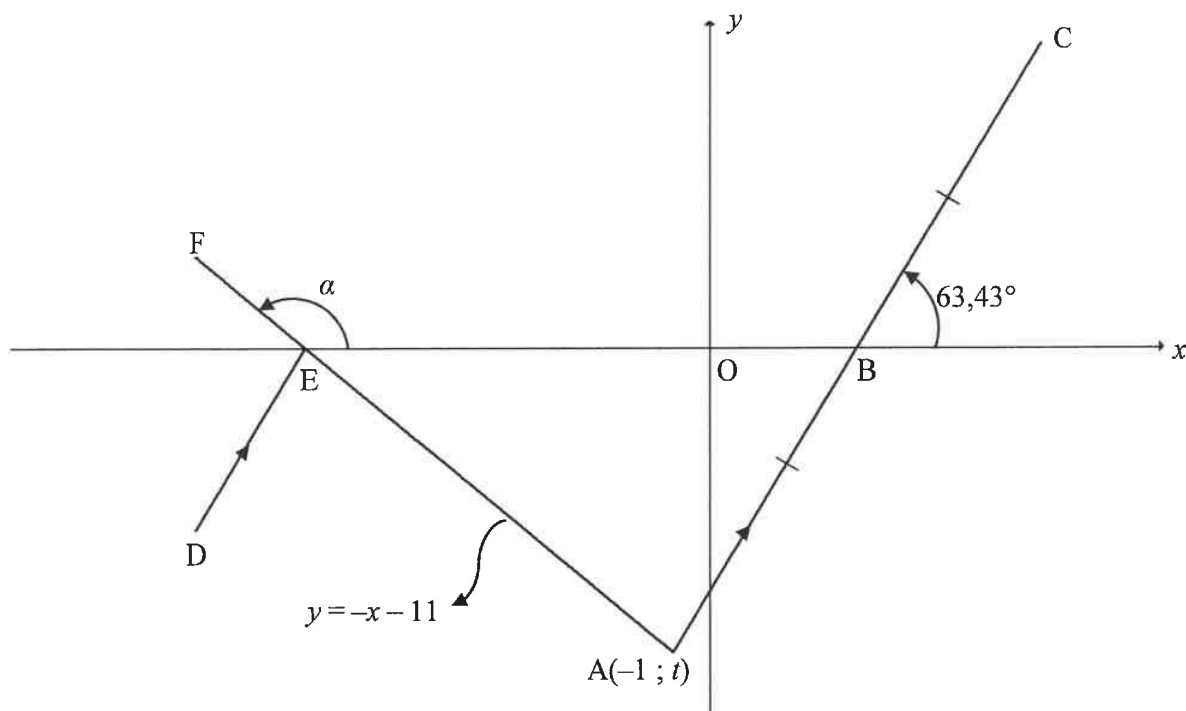
The ages of the people who attended a music concert was summarised in the table below.

| AGE | NUMBER OF PEOPLE |
|------------------|------------------|
| $5 < x \leq 15$ | 20 |
| $15 < x \leq 25$ | 25 |
| $25 < x \leq 35$ | 60 |
| $35 < x \leq 45$ | 90 |
| $45 < x \leq 55$ | 55 |
| $55 < x \leq 65$ | 40 |
| $65 < x \leq 75$ | 30 |

- 2.1 Write down the modal class of the data. (1)
- 2.2 How many people attended the music concert? (1)
- 2.3 On the grid provided in the ANSWER BOOK, draw a cumulative frequency graph (ogive) to represent the above data. (4)
- 2.4 Use the cumulative frequency graph to determine the median age of the people who attended the music concert. (2)
- [8]

QUESTION 3

In the diagram, the equation of line AF is $y = -x - 11$. B, a point on the x -axis, is the midpoint of the straight line joining $A(-1; t)$ and C. The angles of inclination of AF and AC are α and $63,43^\circ$ respectively. AF cuts the x -axis in E. D is a point such that $DE \parallel AC$.



- 3.1 Calculate the:
- 3.1.1 Value of t (2)
 - 3.1.2 Size of α (2)
 - 3.1.3 Gradient of AC, to the nearest whole number (2)
- 3.2 Determine the equation of AC in the form $y = mx + k$. (2)
- 3.3 Calculate the:
- 3.3.1 Coordinates of C (3)
 - 3.3.2 Size of \hat{FED} (3)
- 3.4 G is a point such that EAGC, in that order, is a parallelogram.

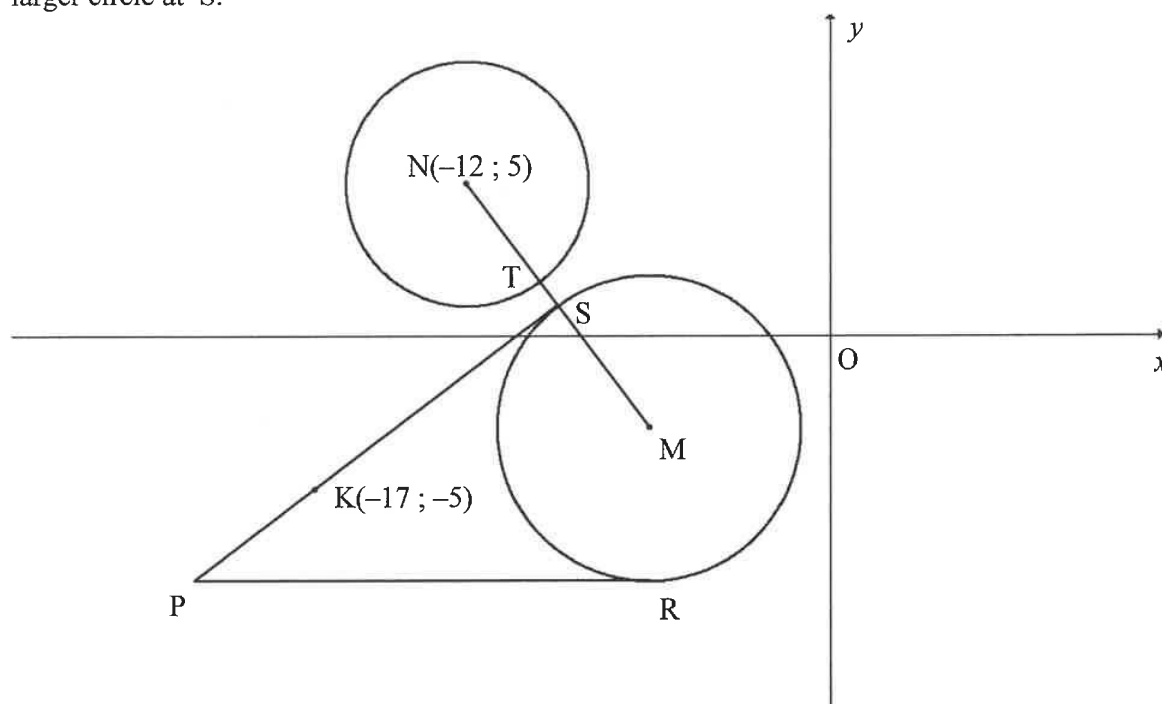
Determine the equation of a circle centred at G and passing through the point B.

Write your answer in the form $(x - a)^2 + (y - b)^2 = r^2$.

(4)
[18]

QUESTION 4

In the diagram, the equation of the circle centred at $N(-12; 5)$ is $x^2 + y^2 + 24x - 10y + 153 = 0$. The equation of the circle centred at M is $(x+6)^2 + (y+3)^2 = 25$. PS and PR are tangents to the circle centred at M at S and R respectively. PR is parallel to the x -axis. $K(-17; -5)$ is a point on PS . The straight line joining N and M cuts the smaller circle at T and the larger circle at S .



- 4.1 Write down the coordinates of M . (2)
- 4.2 Calculate the:
- 4.2.1 Length of the radius of the smaller circle (2)
- 4.2.2 Length of TS (4)
- 4.3 Determine the equation of the tangent:
- 4.3.1 PR (2)
- 4.3.2 PS , in the form $y = mx + c$ (5)
- 4.4 Quadrilateral $PSMR$ is drawn. Calculate the:
- 4.4.1 Perimeter of $PSMR$ (5)
- 4.4.2 Ratio of $\frac{\text{area of } \triangle NPS}{\text{area of quadrilateral } PSMR}$ (2)

[22]

QUESTION 5

- 5.1 **Without using a calculator**, simplify the following expression to a single trigonometry ratio:

$$\frac{1 - \sin(-\theta)\cos(90^\circ + \theta)}{\cos(\theta - 360^\circ)} \quad (5)$$

- 5.2 Given that $\cos 20^\circ = p$

Without using a calculator, write EACH of the following in terms p :

5.2.1 $\cos 200^\circ$ (2)

5.2.2 $\sin(-70^\circ)$ (2)

5.2.3 $\sin 10^\circ$ (3)

- 5.3 Determine, **without using a calculator**, the value of:

$$\cos(A + 55^\circ)\cos(A + 10^\circ) + \sin(A + 55^\circ)\sin(A + 10^\circ) \quad (3)$$

- 5.4 Consider: $\frac{\cos 2x + \sin 2x - \cos^2 x}{\sin x - 2\cos x} = -\sin x$

5.4.1 Prove the above identity. (3)

5.4.2 Determine the value of $\frac{\cos 2x + \sin 2x - \cos^2 x}{-3\sin^2 x + 6\sin x \cos x}$ (3)

- 5.5 Given: $3 \tan 4x = -2 \cos 4x$

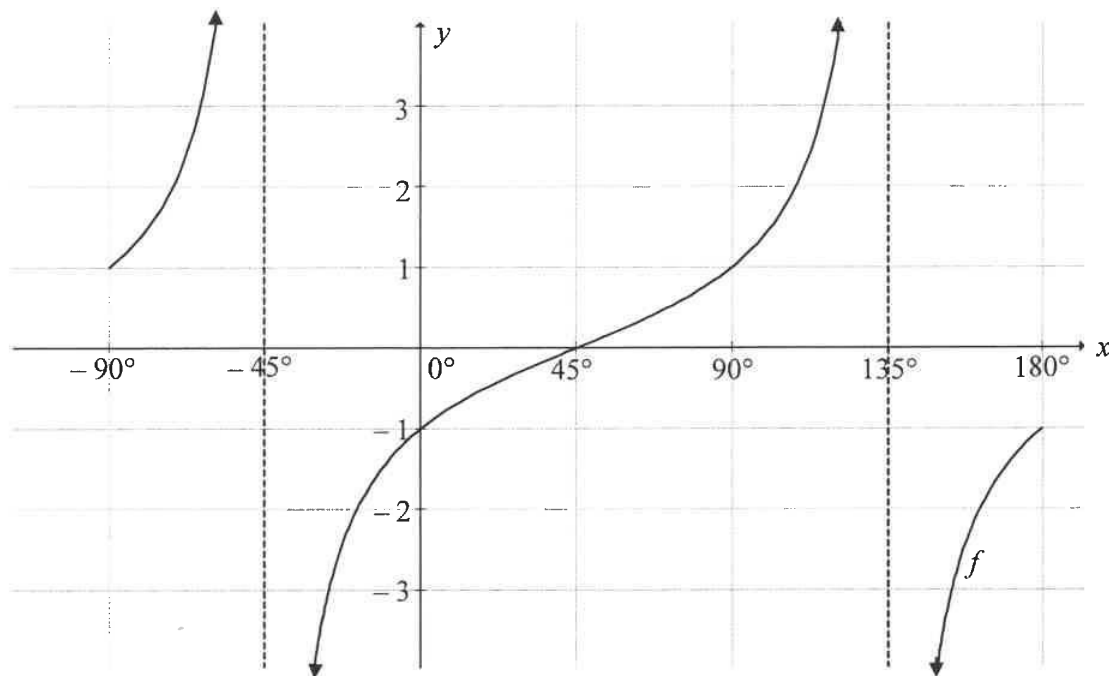
5.5.1 **Without using a calculator**, show that $\sin 4x = -0,5$ is the only solution to the above equation. (4)

5.5.2 Hence, determine the general solution of x in the equation $3 \tan 4x = -2 \cos 4x$ (3)

[28]

QUESTION 6

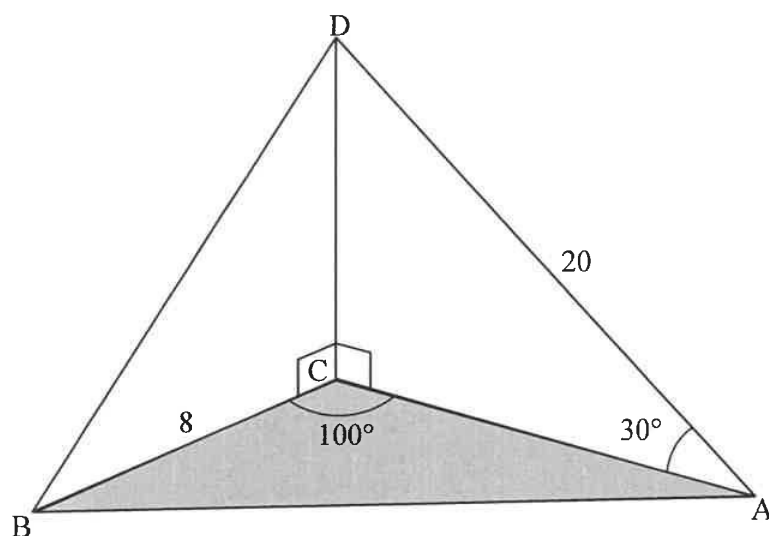
In the diagram below, the graph of $f(x) = \tan(x - 45^\circ)$ is drawn for $x \in [-90^\circ; 180^\circ]$.



- 6.1 Write down the period of f . (1)
- 6.2 Draw the graph of $g(x) = -\cos 2x$ for the interval $x \in [-90^\circ; 180^\circ]$ on the grid given in the ANSWER BOOK. Show ALL intercepts with the axes, as well as the minimum and maximum points of the graph. (3)
- 6.3 Write down the range of g . (1)
- 6.4 The graph of g is shifted 45° to the left to form the graph of h . Determine the equation of h in its simplest form. (2)
- 6.5 Use the graph(s) to determine the values of x in the interval $x \in [-90^\circ; 90^\circ]$ for which:
- 6.5.1 $f(x) > 1$ (2)
- 6.5.2 $2\cos 2x - 1 > 0$ (4)
- [13]

QUESTION 7

In the diagram, A, B and C are points in the same horizontal plane. D is a point directly above C, that is $DC \perp AC$ and $DC \perp BC$. It is given that $\hat{ACB} = 100^\circ$, $\hat{CAD} = 30^\circ$, $AD = 20$ units and $BC = 8$ units.



7.1 Calculate the length of:

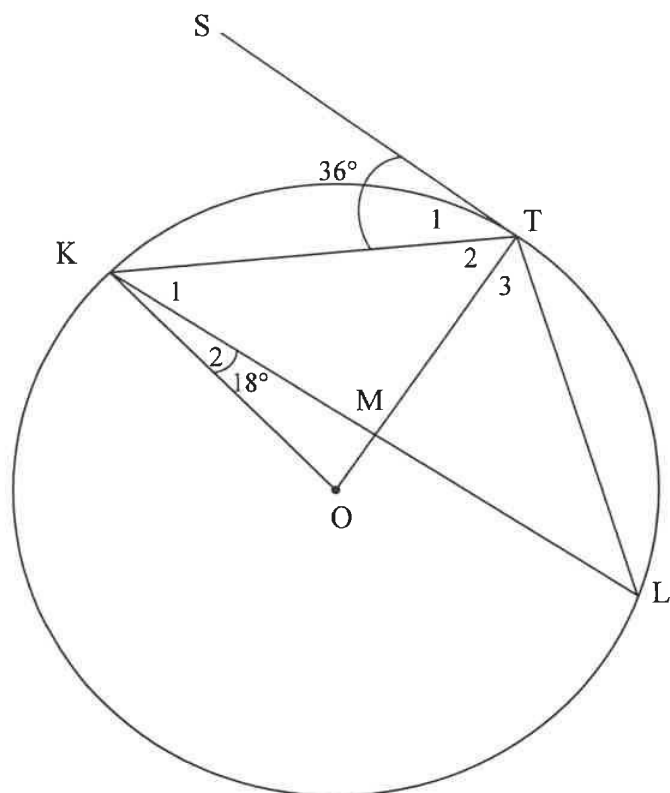
7.1.1 AC (2)

7.1.2 AB (3)

7.2 If it is further given that $\hat{ABD} = 73,4^\circ$, calculate the size of \hat{ADB} . (3)
[8]

QUESTION 8

- 8.1 In the diagram, O is the centre of the circle. K, T and L are points on the circle. KT, TL, KL, OK and OT are drawn. OT intersects KL at M. ST is a tangent to the circle at T. $\hat{S}TK = 36^\circ$ and $\hat{OKL} = 18^\circ$.



- 8.1.1 Determine, giving reasons, the size of:

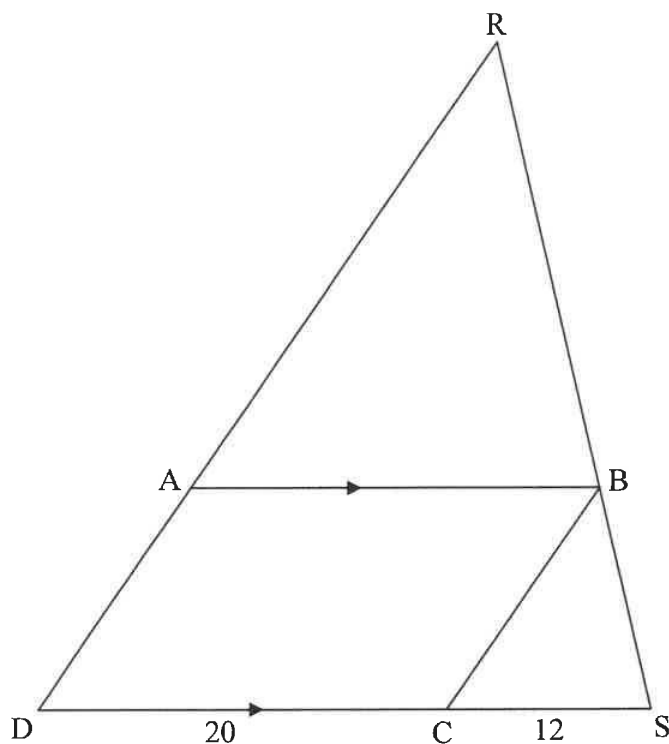
(a) \hat{T}_2 (2)

(b) \hat{L} (2)

(c) \hat{KOT} (2)

- 8.1.2 Prove, giving reasons, that $KM = ML$. (3)

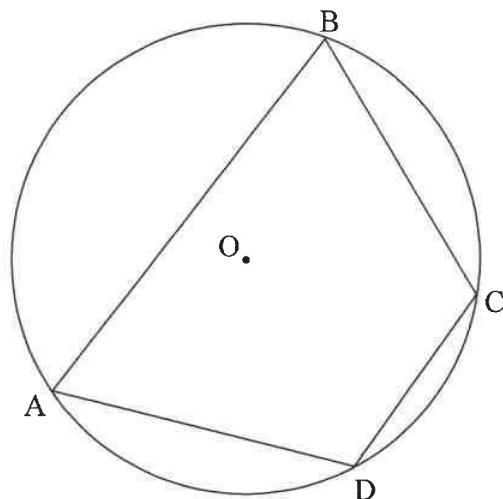
- 8.2 In the diagram, $\triangle RDS$ is drawn. A, B and C are points on RD, RS and DS respectively such that $AB \parallel DS$ and $RB : BS = 5 : 3$. $DC = 20$ units and $CS = 12$ units.



- 8.2.1 Prove, giving reasons, that $BC \parallel AD$. (3)
- 8.2.2 If it is further given that $RD = 48$ units, calculate, giving reasons, the value of the ratio $AD : AB$. (3)
- [15]

QUESTION 9

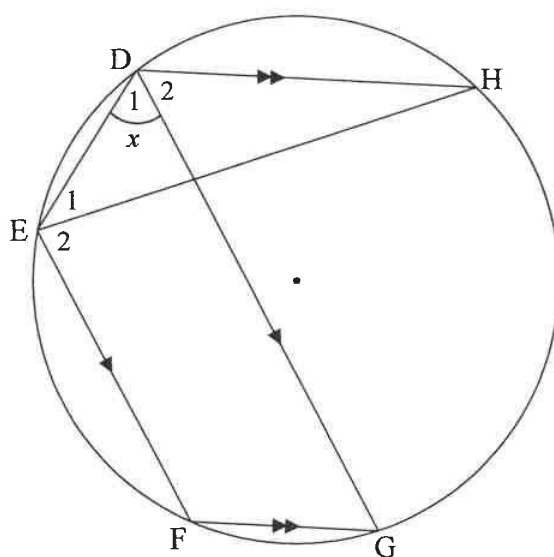
- 9.1 In the diagram, O is the centre of the circle. $ABCD$ is a cyclic quadrilateral.



Use the diagram in the ANSWER BOOK to prove the theorem which states that the opposite angles of a cyclic quadrilateral are supplementary, that is prove that $\hat{B} + \hat{D} = 180^\circ$.

(5)

- 9.2 In the diagram, $DEFG$ is a cyclic quadrilateral such that $EF \parallel DG$. H is another point on the circle such that $DH \parallel FG$. Chord EH is drawn. Let $\hat{D}_1 = x$.



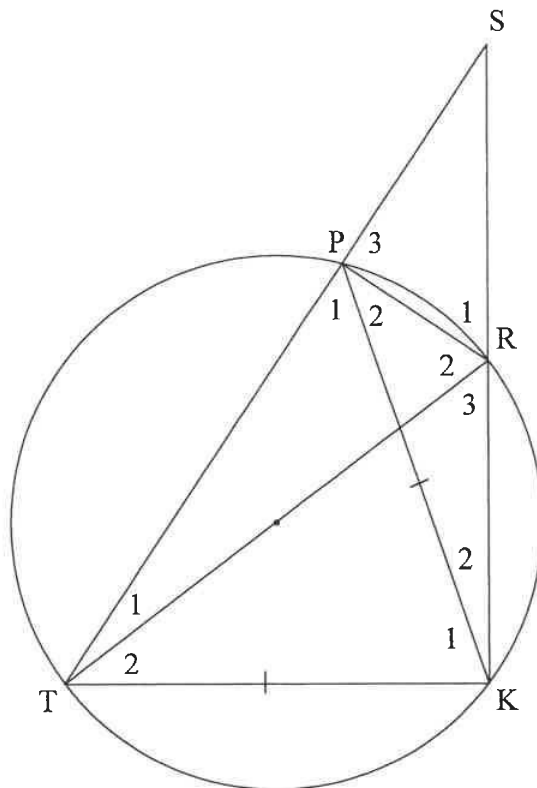
Prove, giving reasons, that $\hat{D}_1 = \hat{D}_2$.

(4)

[9]

QUESTION 10

In the diagram, TR is a diameter of the circle. $PRKT$ is a cyclic quadrilateral. Chords TP and KR are produced to intersect at S . Chord PK is drawn such that $PK = TK$.



10.1 Prove, giving reasons, that:

10.1.1 SR is a diameter of a circle passing through points S , P and R (4)

10.1.2 $\hat{S} = \hat{P}_2$ (5)

10.1.3 $\triangle SPK \parallel \triangle PRK$ (3)

10.2 If it is further given that $SR = RK$, prove that $ST = \sqrt{6}RK$. (5)
[17]

TOTAL: 150

INFORMATION SHEET

$$x = \frac{-b \pm \sqrt{b^2 - 4ac}}{2a}$$

$$A = P(1 + ni)$$

$$A = P(1 - ni)$$

$$A = P(1 - i)^n$$

$$A = P(1 + i)^n$$

$$T_n = a + (n - 1)d$$

$$S_n = \frac{n}{2}[2a + (n - 1)d]$$

$$T_n = ar^{n-1}$$

$$S_n = \frac{a(r^n - 1)}{r - 1}; r \neq 1$$

$$S_\infty = \frac{a}{1 - r}; -1 < r < 1$$

$$F = \frac{x[(1 + i)^n - 1]}{i}$$

$$P = \frac{x[1 - (1 + i)^{-n}]}{i}$$

$$f'(x) = \lim_{h \rightarrow 0} \frac{f(x + h) - f(x)}{h}$$

$$d = \sqrt{(x_2 - x_1)^2 + (y_2 - y_1)^2}$$

$$M\left(\frac{x_1 + x_2}{2}, \frac{y_1 + y_2}{2}\right)$$

$$y = mx + c$$

$$y - y_1 = m(x - x_1)$$

$$m = \frac{y_2 - y_1}{x_2 - x_1}$$

$$m = \tan \theta$$

$$(x - a)^2 + (y - b)^2 = r^2$$

$$\text{In } \triangle ABC: \quad \frac{a}{\sin A} = \frac{b}{\sin B} = \frac{c}{\sin C}$$

$$a^2 = b^2 + c^2 - 2bc \cos A$$

$$\text{area } \triangle ABC = \frac{1}{2} ab \sin C$$

$$\sin(\alpha + \beta) = \sin \alpha \cos \beta + \cos \alpha \sin \beta$$

$$\sin(\alpha - \beta) = \sin \alpha \cos \beta - \cos \alpha \sin \beta$$

$$\cos(\alpha + \beta) = \cos \alpha \cos \beta - \sin \alpha \sin \beta$$

$$\cos(\alpha - \beta) = \cos \alpha \cos \beta + \sin \alpha \sin \beta$$

$$\cos 2\alpha = \begin{cases} \cos^2 \alpha - \sin^2 \alpha \\ 1 - 2\sin^2 \alpha \\ 2\cos^2 \alpha - 1 \end{cases}$$

$$\sin 2\alpha = 2 \sin \alpha \cos \alpha$$

$$\bar{x} = \frac{\sum fx}{n}$$

$$\sigma^2 = \frac{\sum_{i=1}^n (x_i - \bar{x})^2}{n}$$

$$P(A) = \frac{n(A)}{n(S)}$$

$$P(A \text{ or } B) = P(A) + P(B) - P(A \text{ and } B)$$

$$\hat{y} = a + bx$$

$$b = \frac{\sum (x - \bar{x})(y - \bar{y})}{\sum (x - \bar{x})^2}$$