

SA's Leading Past Year

Exam Paper Portal



You have Downloaded, yet Another Great Resource to assist you with your Studies 😊

Thank You for Supporting SA Exam Papers

Your Leading Past Year Exam Paper Resource Portal

Visit us @ www.saexampapers.co.za





Province of the
EASTERN CAPE
EDUCATION



LEARNER'S NAME/
NAAM VAN LEERDER:

CLASS/*KLAS*

**NATIONAL SENIOR CERTIFICATE/
*NASIONALE SENIORSERTIFIKAAT***

GRADE/*GRAAD* 12

SEPTEMBER 2023

**TECHNICAL MATHEMATICS P2/*TEGNIESE WISKUNDE V2*
SPECIAL ANSWER BOOK/*SPESIALE ANTWOORDEBOEK***

QUESTION/ <i>VRAAG</i>	MARKS/ <i>PUNTE</i>			HOD/ <i>HVD</i> (Level 1 mod./ <i>Vlak 1 mod.</i>)			DISTRICT/ <i>DISTRIK</i> (Level 2 mod./ <i>Vlak 2 mod.</i>)			PROVINCIAL/ <i>PROVINSIAAL</i> (Level 3 mod./ <i>Vlak 3 mod.</i>)		
1												
2												
3												
4												
5												
6												
7												
8												
9												
10												
11												
TOTAL/ <i>TOTAAL</i>												

This special answer book consists of 25 pages./
Hierdie spesiale antwoordeboek bestaan uit 25 bladsye.

FOLLOW THESE INSTRUCTIONS CAREFULLY	VOLG HIERDIE INSTRUKSIES NOUKEURIG
1. Answer ALL questions in the spaces provided.	1. <i>Beantwoord ALLE vrae in die ruimtes wat voorsien is.</i>
2. No pages may be torn from this ANSWER BOOK.	2. <i>Geen bladsye mag uit hierdie ANTWOORDEBOEK geskeur word nie.</i>
3. Answers must be written in black/blue ink as distinctly as possible. Do not write in the margins.	3. <i>Skryf die antwoorde so duidelik moontlik met swart/blou ink. Moenie in die kantlyn skryf nie.</i>
4. Indicate the questions you have answered by drawing a circle around the relevant numbers on the front cover of the ANSWER BOOK where marks are to be recorded.	4. <i>Dui die vrae wat jy beantwoord het aan op die voorblad van die ANTWOORDEBOEK waar die punte aangebring is, deur 'n kringetjie te trek om die nommers van die vrae wat jy beantwoord het.</i>
5. Draw a line through any work/rough work that must not be marked.	5. <i>Trek 'n netjiese lyn deur enige werk/rofwerk wat nie nagesien moet word nie.</i>
6. In the event that you use the additional space provided:	6. <i>Ingeval jy die bykomende ruimte wat voorsien word, gebruik:</i>
6.1 Write down the number of the question.	6.1 <i>Skryf die nommer van die vraag neer.</i>
6.2 Leave a line and rule off after your answer.	6.2 <i>Laat 'n lyn oop en trek 'n lyn na jou antwoord.</i>



QUESTION/VRAAG 1

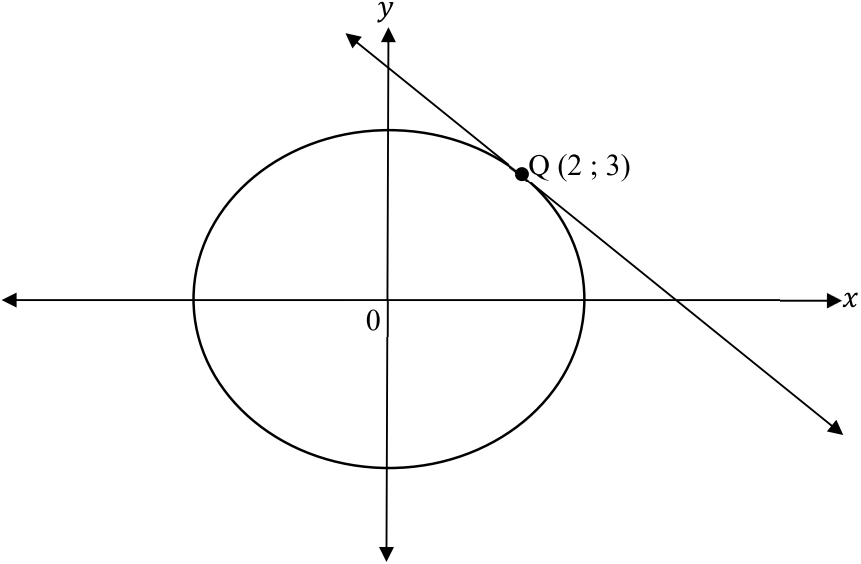
	Solution/Oplissing	Marks Punte
1.1		(2)
1.2		(2)
1.3		(3)

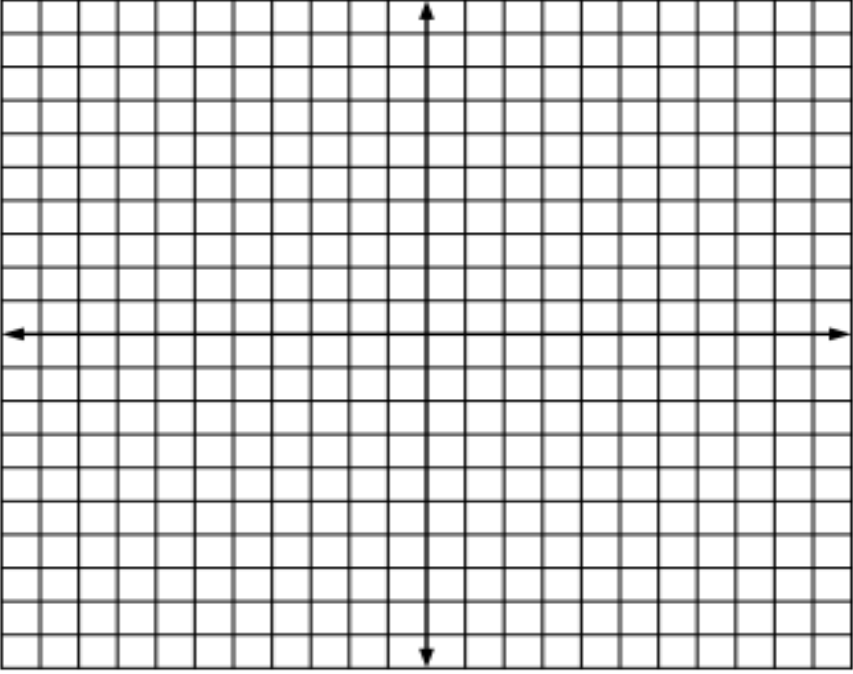


	Solution/Oplissing	Marks Punte
1.4		(2)
1.5		(4)
1.6		(4)
		[17]



QUESTION/VRAAG 2

	Solution/Oplossing	Marks Punte
		
2.1.1	<hr/> <hr/> <hr/> <hr/> <hr/> <hr/> <hr/> <hr/>	(2)
2.1.2	<hr/> <hr/> <hr/> <hr/> <hr/> <hr/> <hr/> <hr/>	(3)

	Solution/ <i>Oplossing</i>	Marks <i>Punte</i>
2.2	<div style="border: 1px solid black; padding: 10px; margin: 10px auto; width: 80%;">  </div>	(3)
		[8]

QUESTION/VRAAG 3

	<i>Solution/Oplissing</i>	Marks Punte
3.1.1		(2)
3.1.2		(3)
3.2.1		(3)
3.2.2		(3)



	<i>Solution/Oplissing</i>	Marks Punte
3.3		
	(4)	
	[15]	

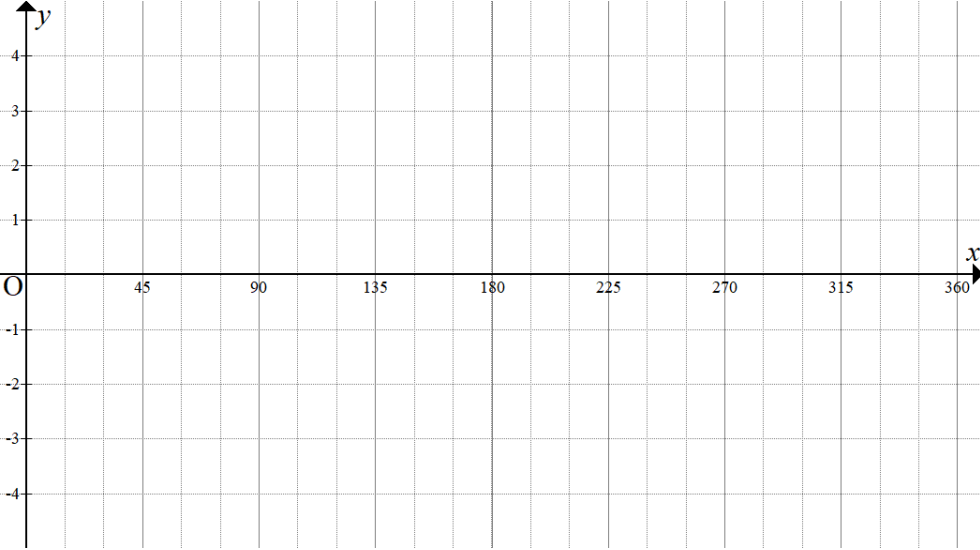


QUESTION/VRAAG 4

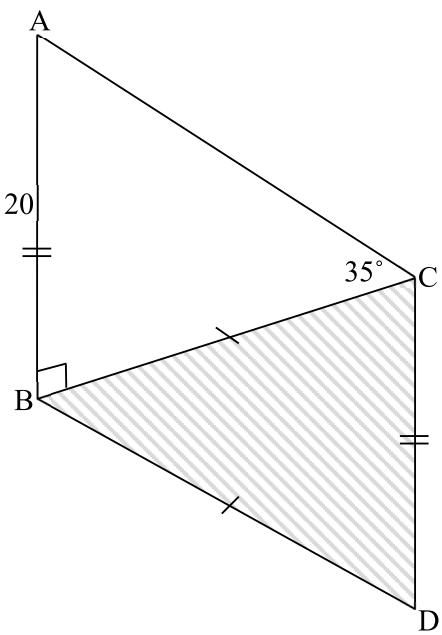
	<i>Solution/Oplissing</i>	Marks Punte
4.1	$\operatorname{cosec}^2(180^\circ + \theta) + \frac{\sin(180^\circ - \theta) \cdot \cot^2(180^\circ + \theta) \cdot \sin 270^\circ}{\cos(360^\circ - \theta) \cdot \tan(180^\circ + \theta)}$	(9)
4.2	$\frac{1}{(1 - \sin\theta)(1 + \sin\theta)} = \sec^2\theta$	(2)
		[11]



QUESTION/VRAAG 5

5.1		(7)
5.2		(2)
5.3		(1)
5.4		(2)
		[12]

QUESTION/VRAAG 6

	Solution/Oplissing	Marks Punte
		
6.1	<hr/> <hr/> <hr/> <hr/> <hr/>	(3)
6.2	<hr/> <hr/> <hr/> <hr/> <hr/>	(4)
6.3	<hr/> <hr/> <hr/> <hr/> <hr/>	(3)
		[10]

QUESTION/VRAAG 7

	Solution/Oplossing	Marks Punte
7.1		(1)
7.2		
7.2.1		(6)
7.2.2 (a)		(2)
7.2.2 (b)		(2)



	Solution/Oplissing	Marks Punte
7.2.2 (c)		(3)
7.2.3		(2)
		[16]

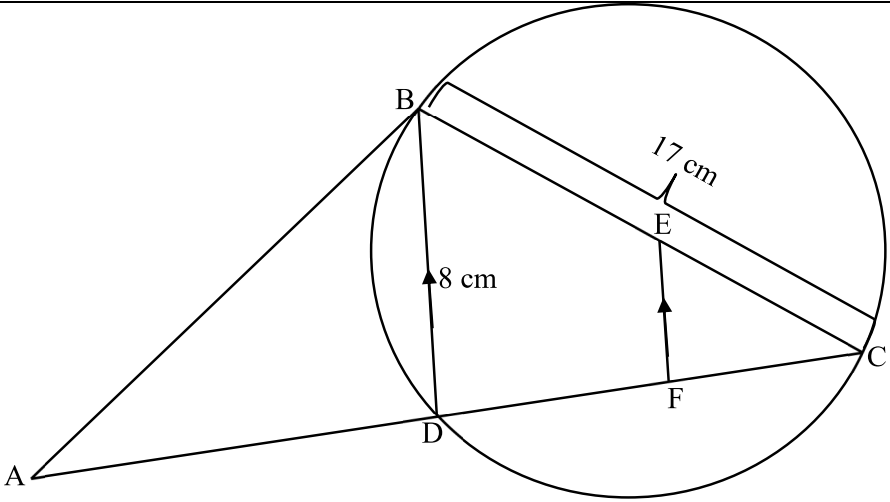


QUESTION/VRAAG 8

	Solution/Oplissing	Marks/Punte
8.1		(1)
8.2		
8.2.1		(2)
8.2.2		(2)
8.2.3		(2)
8.2.4		(2)
		[9]



QUESTION/VRAAG 9

	Solution/Oplissing	Marks Punte
9.1		(1)
9.2		
9.2.1	<hr/> <hr/> <hr/> <hr/> <hr/> <hr/> <hr/> <hr/>	(4)
9.2.2 (a)	<hr/> <hr/> <hr/> <hr/> <hr/> <hr/> <hr/> <hr/>	(4)
9.2.2 (b)	<hr/> <hr/> <hr/> <hr/> <hr/> <hr/> <hr/> <hr/> <hr/> <hr/> <hr/> <hr/>	(5)

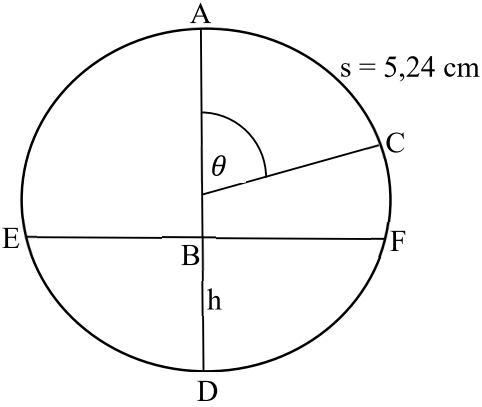
	<i>Solution/Oplissing</i>	Marks Punte
9.2.2 (c)		
	(4)	
	[18]	



QUESTION/VRAAG 10

	<i>Solution/Oplissing</i>	Marks Punte
10.1.1		(1)
10.1.2		(1)
10.1.3		(3)



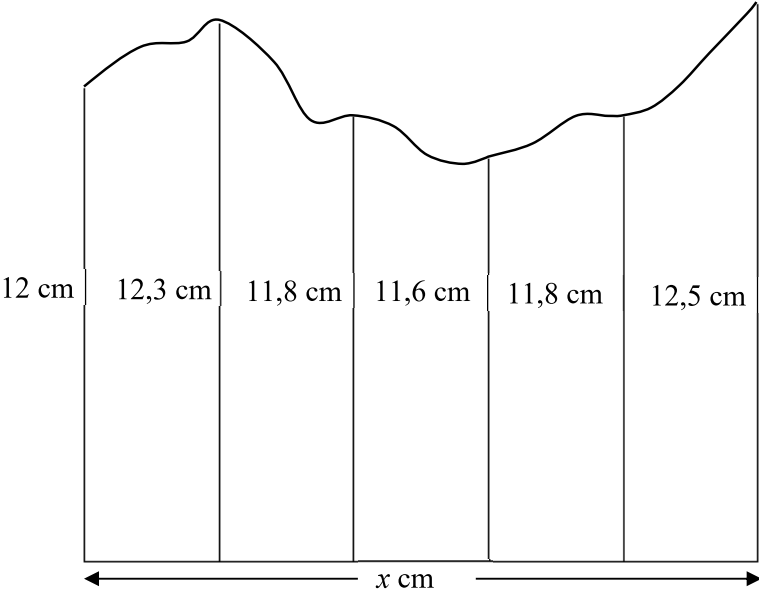
	Solution/Oplissing	Marks Punte
10.2	<div style="border: 1px solid black; height: 236px; width: 100%;"></div>	(4)
10.3		
10.3.1	<div style="border: 1px solid black; height: 210px; width: 100%;"></div>	(5)
10.3.2	<div style="border: 1px solid black; height: 156px; width: 100%;"></div>	(4)

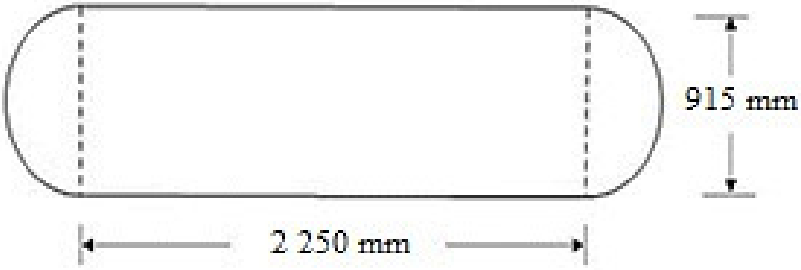


	Solution/Oplissing	Marks Punte
10.3.3		
		(3)
		[21]



QUESTION/VRAAG 11

	Solution/Oplissing	Marks Punte
11.1		
	<div style="border: 1px solid black; height: 20px; margin-bottom: 5px;"></div> <div style="border: 1px solid black; height: 20px; margin-bottom: 5px;"></div> <div style="border: 1px solid black; height: 20px; margin-bottom: 5px;"></div> <div style="border: 1px solid black; height: 20px; margin-bottom: 5px;"></div> <div style="border: 1px solid black; height: 20px; margin-bottom: 5px;"></div> <div style="border: 1px solid black; height: 20px; margin-bottom: 5px;"></div> <div style="border: 1px solid black; height: 20px; margin-bottom: 5px;"></div> <div style="border: 1px solid black; height: 20px; margin-bottom: 5px;"></div> <div style="border: 1px solid black; height: 20px; margin-bottom: 5px;"></div> <div style="border: 1px solid black; height: 20px; margin-bottom: 5px;"></div> <div style="border: 1px solid black; height: 20px; margin-bottom: 5px;"></div> <div style="border: 1px solid black; height: 20px; margin-bottom: 5px;"></div> <div style="border: 1px solid black; height: 20px; margin-bottom: 5px;"></div> <div style="border: 1px solid black; height: 20px; margin-bottom: 5px;"></div> <div style="border: 1px solid black; height: 20px; margin-bottom: 5px;"></div>	(4)

	Solution/Oplissing	Marks Punte
11.2		
11.2.1		(1)
11.2.2		(4)
11.2.3		(4)
		[13]
	TOTAL/TOTAAL	150

	Additional Space/ <i>Addisionele Ruimte</i>	Marks <i>Punte</i>

	Additional Space/Addisionele Ruimte	Marks <i>Punte</i>

	<i>Additional Space/Addisionele Ruimte</i>	<i>Marks Punte</i>