

SA's Leading Past Year

Exam Paper Portal



You have Downloaded, yet Another Great Resource to assist you with your Studies 😊

Thank You for Supporting SA Exam Papers

Your Leading Past Year Exam Paper Resource Portal

Visit us @ www.saexampapers.co.za



SA EXAM PAPERS

SA EXAM PAPERS
Proudly South African



Province of the
EASTERN CAPE
EDUCATION

Iphondo leMpuma Kapa: Isebe leMfundo
Provinsie van die Oos Kaap: Departement van Onderwys
Porafensie Ya Kapa Botjhabela: Lefapha la Thuto

NATIONAL SENIOR CERTIFICATE

GRADE 12

JUNE 2025

MATHEMATICS P2

MARKS: 150

TIME: 3 hours



* J M A T H E 2 *

This question paper consists of 13 pages, including 1 information
sheet and an answer book of 23 pages.



SA EXAM PAPERS

Proudly South African

INSTRUCTIONS AND INFORMATION

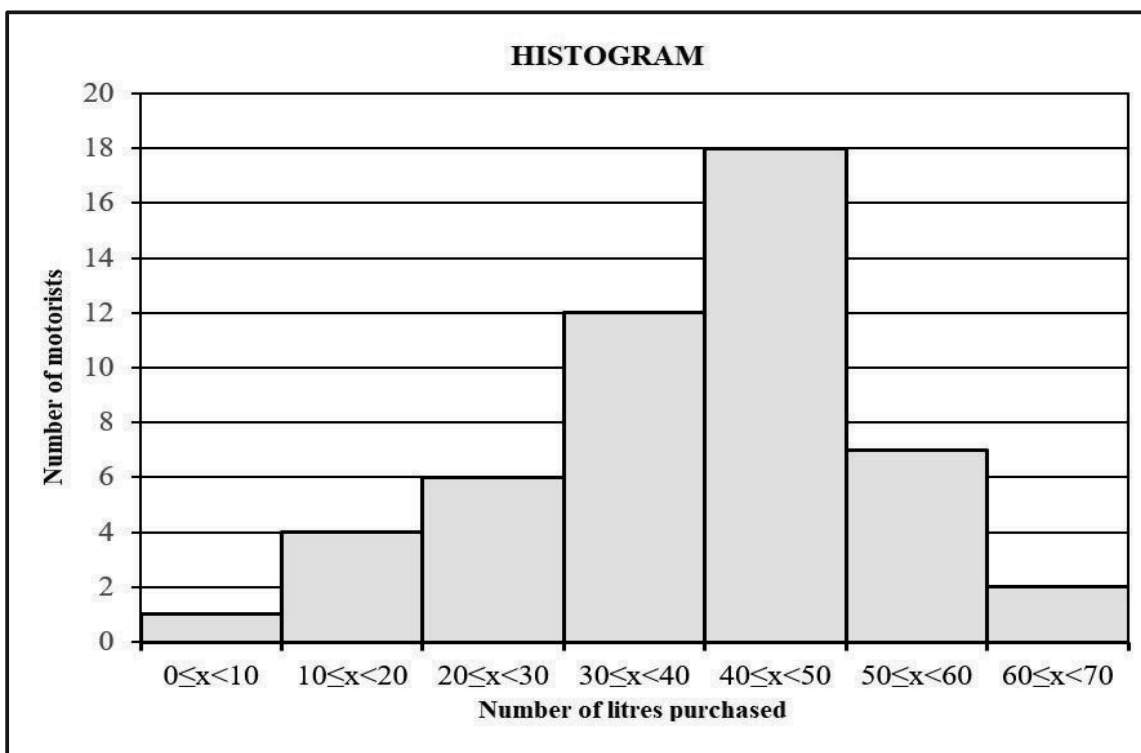
Read the following instructions carefully before answering the questions.

1. This question paper consists of 9 questions.
2. Answer ALL the questions in the SPECIAL ANSWER BOOK provided.
3. Clearly show ALL calculations, diagrams, graphs, etc. which you have used in determining the answers.
4. Answers only will NOT necessarily be awarded full marks.
5. You may use an approved scientific calculator (non-programmable and non-graphical), unless stated otherwise.
6. If necessary, round off answers to TWO decimal places, unless stated otherwise.
7. Diagrams are NOT necessarily drawn to scale.
8. An information sheet with formulae is included at the end of the question paper.
9. Write neatly and legibly.



QUESTION 1

A researcher observed the number of litres of fuel purchased by motorists on a certain Saturday. The data collected on that Saturday is represented on the histogram below.

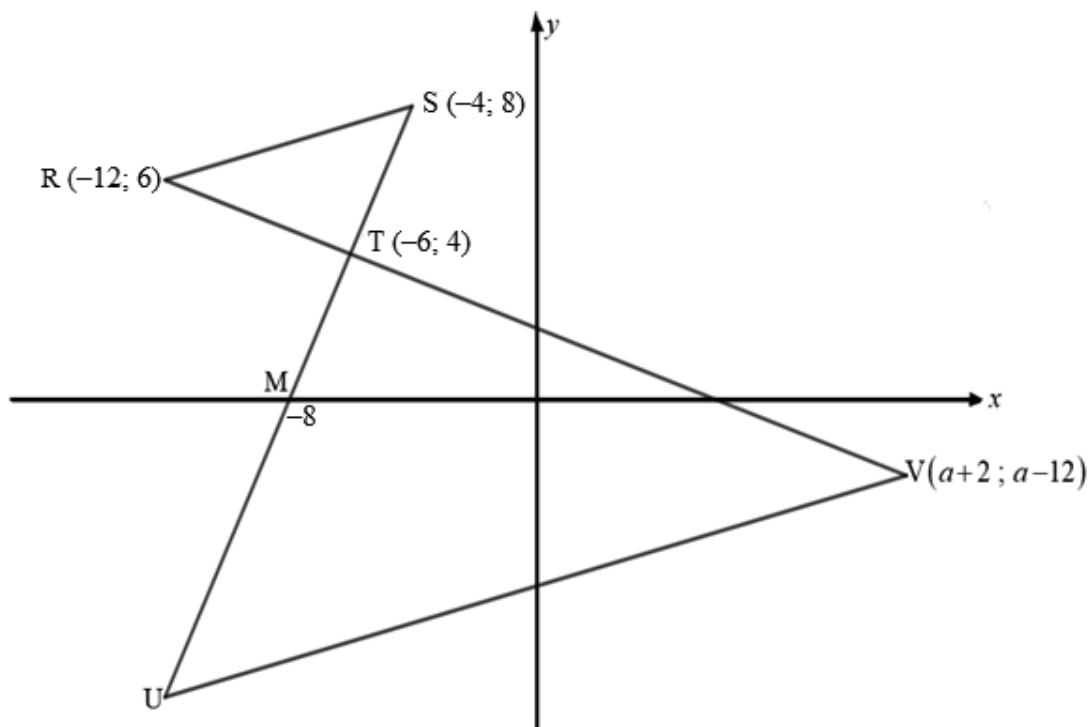


- 1.1 Write down the total number of motorists who purchased fuel on this day. (1)
- 1.2 Write down the modal class. (1)
- 1.3 Complete the cumulative frequency table provided in the SPECIAL ANSWER BOOK. (3)
- 1.4 Draw an ogive on the grid provided in the SPECIAL ANSWER BOOK. (3)
- 1.5 Estimate the lower quartile. (1)
- 1.6 Estimate the mean. (3)
- 1.7 Determine the 75th percentile. (2)
- 1.8 Determine interquartile range for the data. (2)
- 1.9 Determine the number of motorists at 75th percentile or above and calculate the total reward spent by the petrol station if each of these motorists that are at 75th percentile or above bought 60 litres each, with a reward of R0,40 per litre. (2)

[18]

QUESTION 2

In the diagram below, $S(-4; 8)$, $T(-6; 4)$, M and U lie on the same straight line. $R(-12; 6)$, $T(-6; 4)$ and V also lie on another straight line. RV and SU intersect each other at T . M is the x -intercept of line SMU at $x = -8$. $SM = MU$.

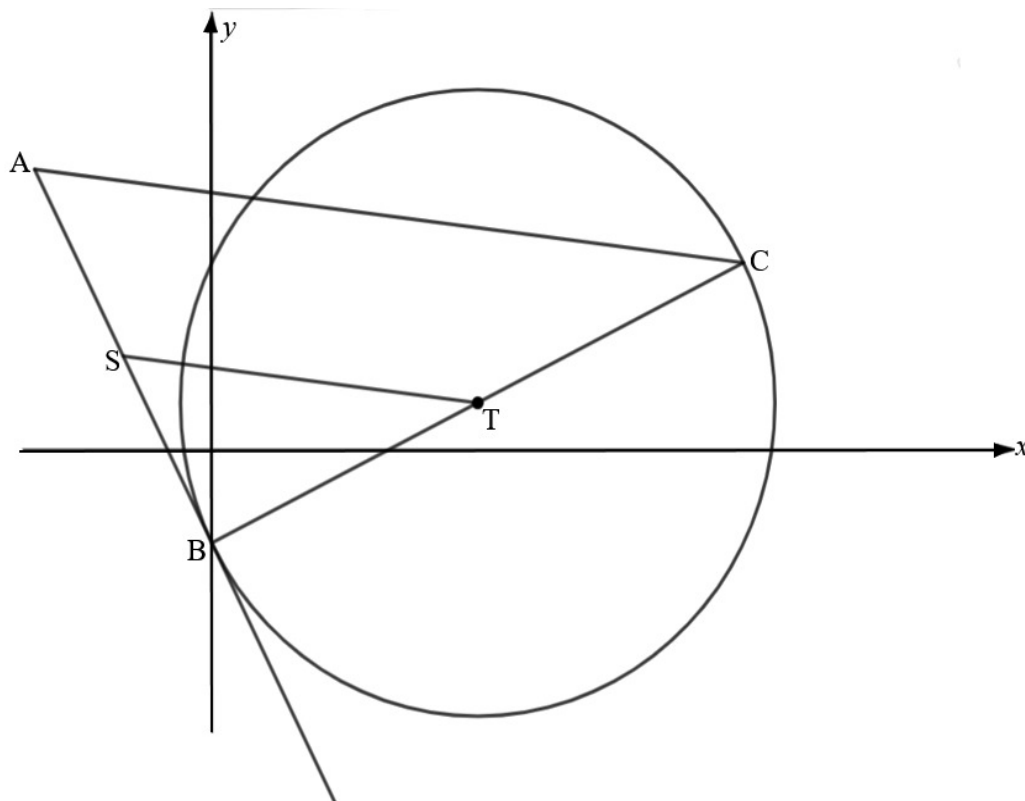


- 2.1 Calculate the gradient of RV . (2)
- 2.2 Calculate the length of RT . (2)
- 2.3 Determine the value of a . (3)
- 2.4 If $SM = MU$, determine the coordinates of U . (2)
- 2.5 Determine the equation of line SU . (3)
- 2.6 Determine the size of $\hat{U}TV$. (4)
- 2.7 If $TV = 4RT$, determine the area of $\triangle TUV$. (4)

[20]

QUESTION 3

In the diagram, T is the centre of the circle. $x^2 + y^2 - 12x - 2y - 8 = 0$ is the equation of the circle. BC is the diameter of the circle. AB is the tangent of the circle at point B. S is the point on AB. The equation of line ST is $x + 8y = 7$. Inclination of line AC is $172,875^\circ$.



- 3.1 Determine the coordinates of T. (3)
- 3.2 Determine the coordinates of B, a y -intercept of the circle. (3)
- 3.3 Show that $ST \parallel AC$. (Round off your answer to 3 decimal places) (3)
- 3.4 It is further given that $ST^2 = 65$ and the coordinates of A are $(-4 ; k)$, determine the:
- 3.4.1 Length of AC (2)
- 3.4.2 Coordinates of C (2)
- 3.4.3 Value of k if $k > 4$ (3)
- 3.4.4 Equation of the circle passing through point A, B and C in the form $(x-a)^2 + (y-b)^2 = r^2$ (4)

[20]



QUESTION 4

4.1 If $\sin 14^\circ = t$, determine the values of the following in terms of t :

4.1.1 $\cos 14^\circ$ (2)

4.1.2 $\sin 38^\circ$ (3)

4.1.3 $\sin 59^\circ$ (4)

4.2 Simplify to a single trigonometric ratio of A .

$$\sin A \cdot \tan\left(\frac{1}{2}A - 360^\circ\right) + 1$$
 (6)

4.3 Given: $f(x) = \frac{2 \cos x \cos(90^\circ - x)}{\cos^2 x + \sin(180^\circ + x) \cdot \cos(-x) \cdot \tan x}$

4.3.1 Prove that $f(x) = \tan 2x$ (6)

4.3.2 Write down the values of x in the interval of $x \in [-90^\circ; 90^\circ]$ where f is undefined. (2)

4.4 Given: $\cos(\theta + 30^\circ) = \frac{1}{2} \sin \theta$

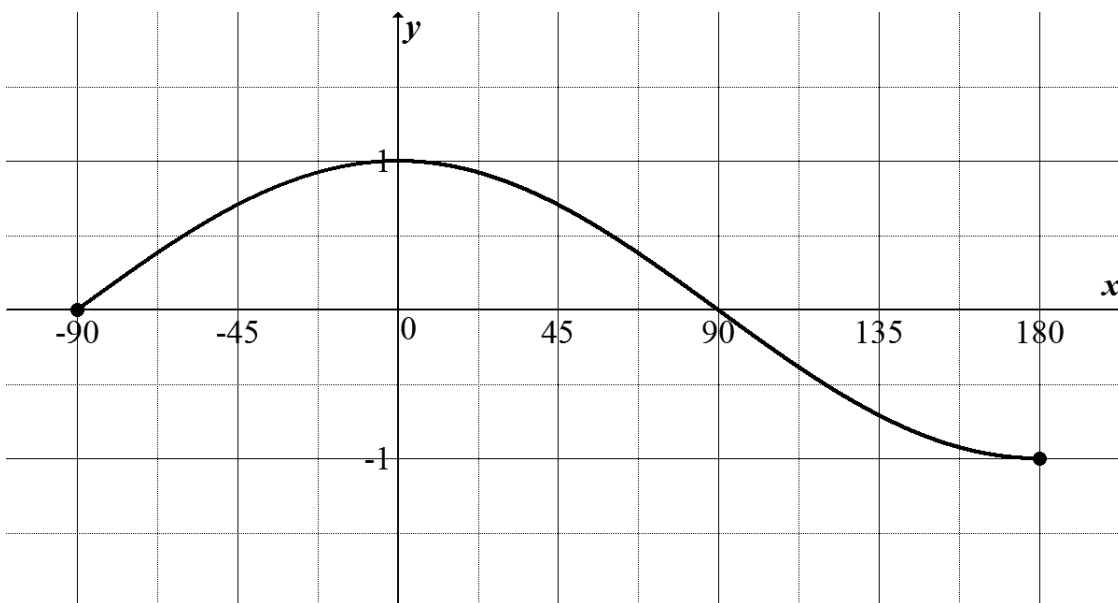
4.4.1 Determine the general solution of the above equation. (4)

4.4.2 Hence or otherwise, determine the values of θ if $\theta \in [-270^\circ; 180^\circ]$ (2)

[29]

QUESTION 5

The graph of $f(x) = \cos x$ is drawn on the diagram below where $x \in [-90^\circ; 180^\circ]$.



5.1 Write down the period of $f\left(\frac{x}{2}\right)$. (1)

5.2 Write down the range of $f\left(\frac{x}{2}\right) - 1$. (2)

5.3 Draw the graph of $g(x) = \frac{1}{2} \sin 2x$ on the same set of axes. (3)

5.4 Write down the minimum value of $g(x - 25^\circ)$ (1)

5.5 Use the graph to determine the values of x when:

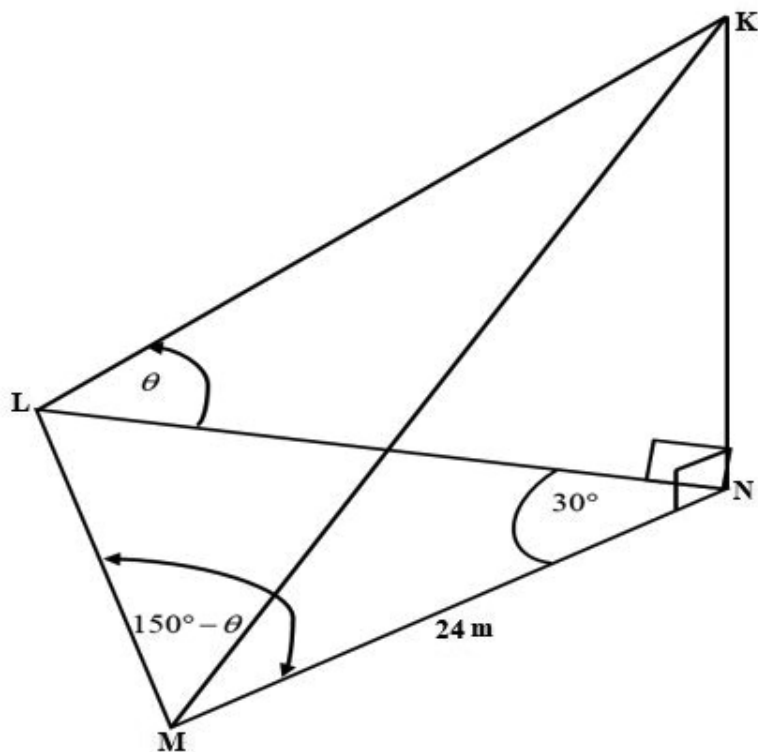
$$\sin x \cos x - \cos x = 0 \quad (3)$$

[10]



QUESTION 6

In the diagram below, KN is a vertical tower. L, N and M are points in the same horizontal plane. The angle of elevation to the top of the tower, K from L is θ . $\angle LNM = 30^\circ$, $\angle LMN = 150^\circ - \theta$ and $MN = 24$ m.

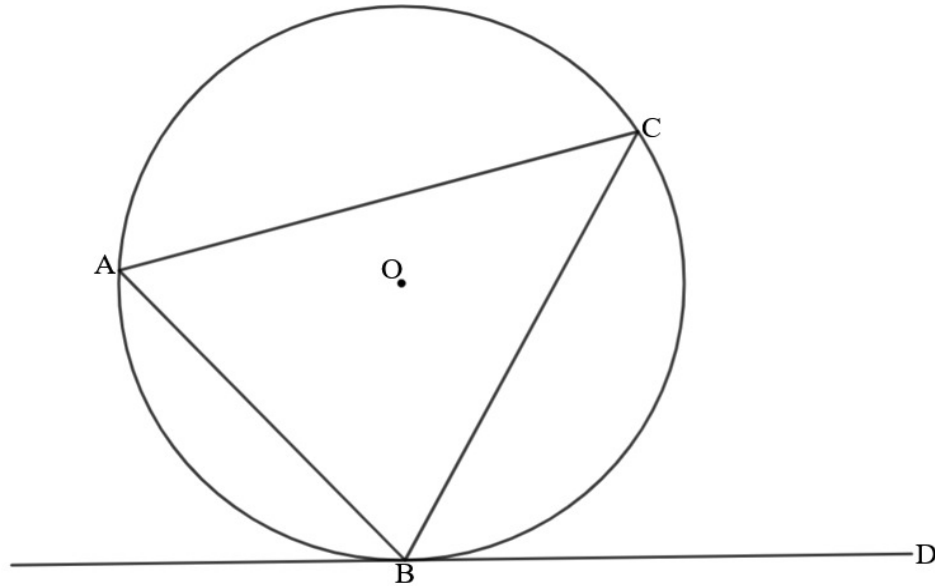


- 6.1 Write down the size of $\angle MLN$. (1)
- 6.2 Determine LN in terms of $\sin \theta$ and $\cos \theta$. (4)
- 6.3 Hence or otherwise, show that the height of a vertical tower can be written as $KN = 12 + 12\sqrt{3} \tan \theta$. (3)
- 6.4 Calculate the size of θ , angle of elevation of K from L, if $KN = 46$ m. (3)
- [11]**



QUESTION 7

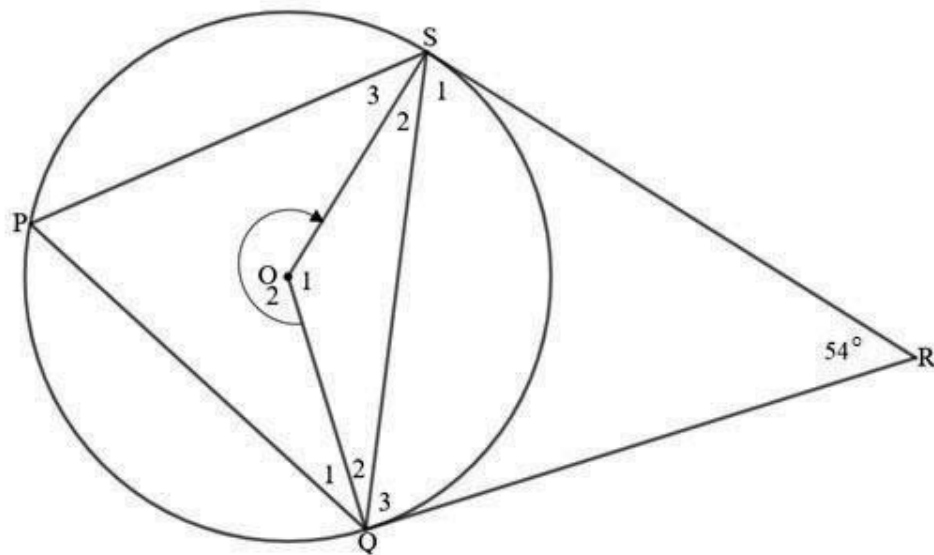
- 7.1 In the diagram, O is the centre of the circle which passes through A, B and C. BD is a tangent to the circle at B.



Prove the theorem which states that the angle between the tangent BD and the chord BC is equal to the angle in the alternate segment, that is prove that $\angle CBD = \angle A$. (5)



- 7.2 In the diagram below, O is the centre of the circle. P, S and Q are points on the circumference of the circle. $\hat{SRQ} = 54^\circ$. SR and QR are tangents of the circle at S and Q respectively.



Determine the size of:

7.2.1 \hat{Q}_3 (4)

7.2.2 \hat{P} (2)

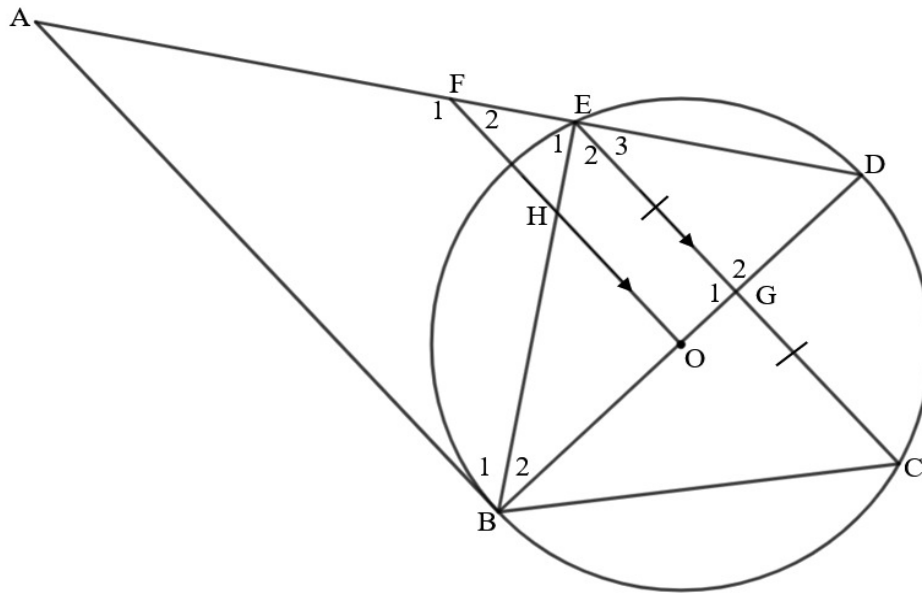
7.2.3 \hat{O}_1 (2)

[13]



QUESTION 8

In the diagram O is the centre of the circle. BCDE is a cyclic quadrilateral. G is the midpoint of chord EC. AB is a tangent to the circle at B. $GD : OG = 3 : 2$, $ED = 2$ units.

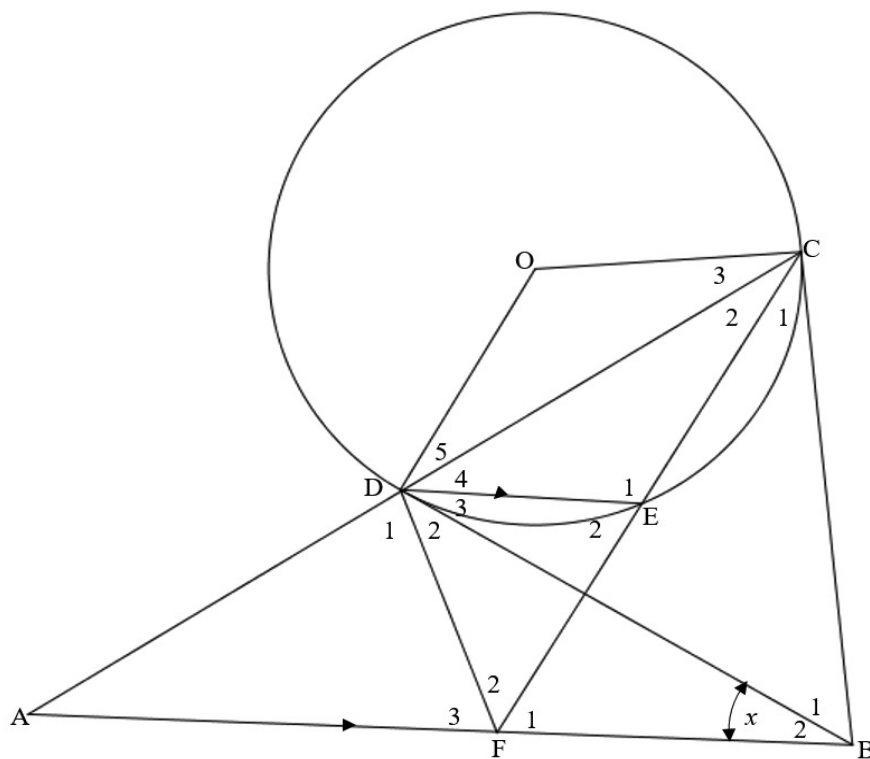


- 8.1 Prove that $AB \parallel EC$. (4)
- 8.2 Prove that $BE = BC$. (4)
- 8.3 If it is further given that $FO \parallel EC$, determine the ratio of $EF : FA$. (3)
- 8.4 Determine the length of BC if the length of the diameter BD is 20 units. (3)
- [14]**



QUESTION 9

In the diagram below, O is the centre of the circle. D, E and C are points on the circumference. BC is a tangent at point C and DB is also a tangent at point D. Chord CD is extended to point A and CE is also extended to point F. DF is drawn. $\hat{B}_2 = x$ and $DE \parallel AB$. DE bisects \hat{CDB} .



Prove that:

9.1 CDFB is a cyclic quadrilateral (4)

9.2 $\triangle ADF \parallel \triangle CBF$ (4)

9.3 $AD = \frac{DF \cdot CB}{BF}$ (4)

9.4 $\frac{AC \cdot FE}{CF} = \frac{DF \cdot CB}{BF}$ (3)
[15]

TOTAL: 150



INFORMATION SHEET

$$x = \frac{-b \pm \sqrt{b^2 - 4ac}}{2a}$$

$$A = P(1 + ni)$$

$$A = P(1 - ni)$$

$$A = P(1 - i)^n$$

$$A = P(1 + i)^n$$

$$F = \frac{x \left[(1 + i)^n - 1 \right]}{i}$$

$$P = \frac{x \left[1 - (1 + i)^{-n} \right]}{i}$$

$$T_n = a + (n - 1)d$$

$$S_n = \frac{n}{2} (2a + (n - 1)d)$$

$$T_n = ar^{n-1}$$

$$S_n = \frac{a(r^n - 1)}{r - 1}; \quad r \neq 1$$

$$S_\infty = \frac{a}{1 - r}; \quad -1 < r < 1$$

$$f'(x) = \lim_{h \rightarrow 0} \frac{f(x+h) - f(x)}{h}$$

$$d = \sqrt{(x_2 - x_1)^2 + (y_2 - y_1)^2}$$

$$M\left(\frac{x_1 + x_2}{2}; \frac{y_1 + y_2}{2}\right)$$

$$y = mx + c \quad y - y_1 = m(x - x_1)$$

$$m = \frac{y_2 - y_1}{x_2 - x_1}$$

$$m = \tan \theta$$

$$(x - a)^2 + (y - b)^2 = r^2$$

$$\text{In } \triangle ABC: \frac{a}{\sin A} = \frac{b}{\sin B} = \frac{c}{\sin C}$$

$$a^2 = b^2 + c^2 - 2bc \cdot \cos A \quad \text{area } \triangle ABC = \frac{1}{2} ab \cdot \sin C$$

$$\sin(\alpha + \beta) = \sin \alpha \cdot \cos \beta + \cos \alpha \cdot \sin \beta$$

$$\sin(\alpha - \beta) = \sin \alpha \cdot \cos \beta - \cos \alpha \cdot \sin \beta$$

$$\cos(\alpha + \beta) = \cos \alpha \cdot \cos \beta - \sin \alpha \cdot \sin \beta$$

$$\cos(\alpha - \beta) = \cos \alpha \cdot \cos \beta + \sin \alpha \cdot \sin \beta$$

$$\cos 2\alpha = \begin{cases} \cos^2 \alpha - \sin^2 \alpha \\ 1 - 2\sin^2 \alpha \\ 2\cos^2 \alpha - 1 \end{cases}$$

$$\sin 2\alpha = 2\sin \alpha \cdot \cos \alpha$$

$$\bar{x} = \frac{\sum x}{n} \quad \sigma^2 = \frac{\sum (x_i - \bar{x})^2}{n}$$

$$P(A) = \frac{n(A)}{n(S)}$$

$$P(A \text{ or } B) = P(A) + P(B) - P(A \text{ and } B)$$

$$\hat{y} = a + bx$$

$$b = \frac{\sum (x - \bar{x})(y - \bar{y})}{\sum (x - \bar{x})^2}$$

